



# SUTTNER

A M E R I C A C O M P A N Y

PRESSURE WASHER COMPONENTS & ACCESSORIES



GERMAN ENGINEERED TECHNOLOGY

# ABOUT SUTTNER AMERICA

*Suttner, the leading manufacturer of industrial components, has been producing German engineered components for **over 50 years**. Suttner has a well-known reputation for quality products and knowledgeable people. With world wide manufacturing capabilities to our North American distribution center in Iowa, we supply customers with timely shipping from our fully stocked warehouse. We pride ourselves on shipping 98% of orders complete on the same day that we receive them. Suttner America Company is dedicated to supplying top quality products throughout North America.*

*Our management team is experienced and driven by a true commitment to customer's needs. The Suttner team has extensive experience and provides the technical support needed. We specialize in personal service, spending time with customers over the phone or in person to diligently understand customer's needs and markets.*

*In response to customer demands, Suttner America launched the foam product line this year. Already widely used in European livestock markets, the effectiveness and efficiency of foam applications will be well received by livestock producers in the United States. In addition, foam generates incredible savings in chemical use and time. Foam will clean everything from out-buildings and floors, to all your parlor and milking equipment. Foam expands chemicals reducing use up to 50% in most applications. Foam is visible on application that assures proper coverage especially in disinfecting. A thorough cleaning job will help keep the FDA, USDA, EPA, OSHA from your front door and foam can assist you in that task.*



# GERMAN ENGINEERED TECHNOLOGY



**Over 50 Years:** *The SUTTNER brand is recognized for many of the modern innovations in the high pressure cleaning applications today.*

**Knowledge:** *Our North American staff average 15 years of industry experience.*

**Training:** *We are committed to training, we believe the more knowledge the customer has the easier the selling process.*

**Innovation:** *Suttner introduces a minimum 25 pressure cleaning components every year.*

**Reliability:** *98% of all orders ship complete the same day.*

**Integrity:** *Is a concept of consistency of actions, values, methods, measures, principles, expectations and outcomes.*

**Consistency:** *Our integrity guides us to supply our customers with the parts and accessories in a manner that they request.*


**Quality:** *Product branded with the SUTTNER name is designed and manufactured with quality products that features comfortable and easy function use that customers have come to expect for over 50 years.*

**Discipline:** *Our management team has the business acumen to stay true to business strategies that partner with like-minded customers.*

**Loyalty:** *A shared business loyalty model combining quality of product and service leads to mutually satisfying and profitable relationships.*

**Partnership:** *Development of successful, long term, strategic relationships based on achieving best practice and sustainable competitive advantages.*

**Location:** *Central USA warehouse for quick shipping direct to all locations.*



# SUTTNER AMERICA WEBSITE

**NEW!**  
WEBSITE



***Now more informative than ever before.***

*View and download our full list of products, specifications, schematics and manuals or watch a short demonstration video.*

- Improved product search
- “Whats New” tab
- Online catalog with download capability
- Multi-lingual

Visit us now at [www.suttner.com](http://www.suttner.com)



# TERMS AND CONDITIONS

## Payment:

*Standard terms are net 30 days from date of invoice for accounts with approved credit. A service charge of 1.50% per month may be assessed on invoices over 30 days.*

## Shipping:

*F.O.B. Dubuque, IA. All other orders shipped by United Parcel Service (UPS) unless specified. There is a \$10.00 charge per order for drop shipments. Drop ship invoices are faxed/emailed, providing immediate freight cost information.*

## Pricing:

*Suttner America Company reserves the right to change discounts and/or pricing without notice. Trade discounts are based upon unit and dollar volume and are inclusive of warranty allowance. A surcharge may be added to individual orders in response to foreign currency exchange rate fluctuations.*

## Minimum Order:

*\$50 minimum required for all orders. Minimum quantities may apply for some items as noted with an asterisk and/or text.*

## Returns:

*Returned goods are subject to a 15% restocking fee. Only goods returned with a Return Goods Authorization Number will be accepted at our warehouse. Obtain a RETURN GOODS AUTHORIZATION NUMBER (RGA#) from Suttner America Company before returning any goods.*

## Shipping Discrepancies:

**Discrepancies must be submitted within 24 hours of receipt of goods.**

## Stocking Orders:

*Stocking orders can be ordered in multiple shipments; within the time-frame noted. To maintain the stocking order discount levels; 45% of the minimum annual volume for that discount level must be delivered within that six month period. Suttner America Company reserves the right to periodically review and adjust discount levels based upon actual or estimated annual purchase volume.*

*The preceding use of the term "delivered" distinguishes between product ordered and product shipped. Maintaining a discount is determined by volume of product shipped.*

*Suttner America Company is dedicated to shipping all orders no later than the day specified. It is necessary that Suttner America Company be kept advised of high volume customer needs. Placed orders with scheduled releases assures that product is in-house and ready for just-in-time delivery. Suttner America Company customers do not have to contend with manufacturing lead times or international shipping. Suttner America Company maintains a high volume production run inventory providing customers with cost effective manufacturing and shipping processes.*

*Possession of this catalog or any other Suttner America Company material should not be construed as an offer to sell.*

# TABLE OF CONTENTS

## Spray Guns.....1

ST-601 Spray Gun .....	4
ST-601 Spray Gun w/ telescoping wand bracket.....	4
ST-3225 Inline Spray Guns.....	5
ST-810 Spray Gun .....	5
ST-810 P.O.M. Spray Gun.....	5
ST-810 Weep Spray Gun .....	5
ST-1100 Spray Gun.....	6
ST-1100 Weep Spray Gun.....	6
ST-1200 Wash Down Guns.....	6
ST-1500 H Open Spray Gun.....	7
ST-1500 Spray Gun .....	7
ST-1500 Weep Spray Gun.....	7
ST-2000 Spray Gun.....	7
ST-2012 Spray Gun.....	8
ST-2300 Weep Spray Gun.....	8
ST-2305 Spray Gun.....	8
ST-2305 w/ KEW Coupler.....	9
ST-2315 Spray Gun .....	9
ST-2605 Spray Gun .....	10
ST-2620 Spray Gun .....	10
ST-2700 Spray Gun .....	10
ST-2715 Spray Gun .....	11
ST-2720 Spray Gun .....	11
ST-2750 Spray Gun .....	11
ST-3300 Spray Gun.....	12
ST-3600 Spray Gun.....	12
ST-4000 Steam Gun .....	12
ST-860D Steam Gun .....	13
Complete Gun/Lance Assemblies.....	13

## Nozzles.....14

Quick Connect Nozzles.....	16
Threaded Nozzles .....	17 & 18
ST-330 Nozzle Holders.....	18
Nozzle Protectors.....	19
Turbo Nozzle Strainers.....	19
Turbo Nozzles.....	20 - 24
Hydro-Excavating Nozz.....	22 - 24
ST-51N Adjustable Nozzle.....	25
ST-52 Pressure Regulator.....	25
ST-56 Roll-Over Nozzle.....	25
ST-58 Change-Over Valve.....	25
Adjustable Washjet Nozzle.....	26
Multi-Reg Nozzles .....	26

## Lances.....27

ST-001 Stainless Steel Lances.....	28
ST-002 Stainless Steel Molded Grip Lances.....	28
ST-129 Stainless Steel Lances.....	28
ST-3600 Stainless Steel Lances.....	29
ST-003 Nickel Chrome Plated Lances.....	29
ST-007 Nickel Chrome Plated Molded Grip Lances.....	29
ST-009 L Vented Grip Lances.....	30
Lance Bender.....	30
Flex Wand .....	30
ST-85 Push/Pull Lances.....	31
Twin Turbo Lances.....	31 & 32
ST-53 & ST-54 Dual Lances.....	33
ST-154 Dual Lance.....	34
Longcast Lance & Gun.....	34

## Lances(continued).....27

ST-2 Lance Insulator.....	35
ST-009 Lance Handles.....	35
ST-9 & ST-9 H Vented Lance Grips.....	35
Q.C. Nozzle Holder.....	35

## Connections.....36

Quick Connect Socket .....	37
Replacement O-rings.....	37
Quick Connect Plugs.....	38
Two-Way Check Valves.....	39
ST-301 Swivel Couplings.....	39
ST-310 Swivel Couplings.....	39
ST-311 Swivel Couplings.....	40
ST-320 Elbow Swivels.....	40
ST-321 Elbow Swivels.....	40
ST-322 Elbow Swivels.....	40
ST-340 Swivel Couplings.....	40
Easy Wash Swivels.....	41
ST-40 Screw Couplings.....	41
ST-40 Stainless Steel Screw Couplings.....	41
ST-41 Screw Nipples.....	42
Reducing Bushings.....	42
Bayonet Adapter.....	42
ST-41 Stainless Steel Screw Nipples.....	42
ST-44 Swivel Screw Couplings.....	43
ST-740 Screw Couplings.....	43
ST-741 Screw Nipples.....	43
Break Away Fittings.....	43

## Flow Switches.....44

ST-5 High Flow Flow Switch.....	45
ST-5 Flow Switch.....	45
ST-5 Flow Switch (any position).....	45
ST-6 Flow Switch.....	46
ST-7 Flow Switch w/Micro Switch.....	46
ST-505 Flow Switch.....	46

## Unloaders.....47

ST-261 Unloader Valve.....	48
ST-261C Unloader Valve.....	48
ST-261I Unloader Valve.....	48
ST-261S Unloader Valve.....	49
ST-261SI Unloader Valve.....	49
Panel Mount Nut .....	49
Complete Replacement Switch .....	49
ST-280 Unloader Valve.....	50
ST-280.2 Unloader Valve (w/ 2 bypass plug.....)	50
ST-291 Unloader Valve.....	50
ST-291S Unloader Valve.....	50

## Valves .....51

ST-61 Metering Valve.....	52
ST-66 Dual Metering Valve.....	52
ST-230 Safety Relief Valves.....	52
ST-264 High Pressure Check Valves.....	53
Pressure Relief Valve.....	53
Thermal Relief Valve.....	54
Easy Start Valves.....	54

## Strainers & Injectors .....55

ST-31 & ST-31 R Chemical Strainers .....	56
ST-32 Chemical Strainers.....	56
ST-33 Inlet Water Strainers.....	56
ST-35 & ST-35 R Suction Strainers.....	56
ST-60 Chemical Injectors.....	57
ST-62 Adjustable Chemical Injector.....	57
ST-64 Upstream Chemical Injector.....	57

## Sewer.....58

Sewer Hose.....	58 - 64
Sewer Nozzles.....	65 - 72
Foot Actuated Valves.....	73

## High Pressure Hose.....74

Water Supply Hose.....	75
High Pressure Hoses.....	75 - 81
Jumper Hose.....	79 & 80
Hose Bend Protectors.....	82
Protective Hose Sleeves.....	82
Stainless Steel Hose Hanger.....	82

## Accessories.....83

ST-8 Float Valve.....	84
ST-10 Float Tank .....	84
ST-11 Float Tank Lid.....	84
ST-20 & ST-21 Rotating Brushes.....	85
ST-36 Sludge Pump.....	85
ST-55 Sandblasting Kit.....	55
Q.C. Nozzle Holder.....	86
Plastic Feet & Ring.....	86
ST-15 De-Scaling pump.....	87
Underbody Lance.....	87
Adjustable Boom.....	88
Turbo Foam Brush.....	88
Parts Display Rack.....	89

## Higher PSI.....90

ST-2750 Spray Gun.....	91
ST-3600 Spray Gun.....	91
ST-559 Turbo Nozzle.....	91
ST-001 Lance.....	92
ST-002 Molded Grip Lance.....	92
ST-3600 Lance.....	92
ST-154 Dual Lance.....	92
ST-740 Screw Coupling.....	93
ST-741 Screw Nipple.....	93
ST-40 Screw Couplings.....	93
ST-41 Screw Nipples.....	93
Q.C. Plugs.....	94
Q.C. Sockets.....	94
ST-505 Flow Switch.....	94
Thin Line Sewer Hose.....	95
ST-49.3 Rotating Sewer Nozzle.....	95
ST-550 Foot Actuated Valve.....	95

## FOAM COMPONENTS...96

### Injectors.....97

ST-60F Chemical Injector.....	100
ST-160 Chemical Injector.....	101
ST-160M Chemical Injector.....	102
ST-160.2 Chemical Injector.....	103
ST-164 Bypass Chemical Injector.....	104
ST-164A Bypass Chemical Injector.....	105
ST-166 Dual Chemical Injector.....	106
ST-167 Bypass Chemical Injector.....	107
ST-167M Bypass Chemical Injector.....	108
ST-168 Bypass Chemical Injector.....	109
ST-168M Bypass Chemical Injector.....	110
Mounting Bracket.....	111
Dosing Nozzles.....	111

### Foamers.....112

ST-73 Foamer.....	113
ST-73H Foamer.....	113
ST-75 Foam Nozzle.....	114
ST-75S Foam Nozzle.....	114
ST-76 Foam Blaster.....	115
ST-72 Foam Lance.....	115
ST-72F Foam Lance.....	116
ST-175 Foam Lance.....	116
ST-58 Change-Over Valve.....	116
Pressure Tanks.....	117
Tank Accessories.....	117

### Foam Spray Guns...118

ST-1500/ST-75 Spray Gun System.....	119
ST-2605F Spray Gun.....	119
ST-2620F/ST-72 Spray Gun System.....	119
ST-2620F Spray Gun.....	120
ST-2620F Spray Gun w/ Foamer System.....	120
ST-2720F Spray Gun.....	120
ST-2725F Spray Gun.....	121
ST-3500F Spray Gun.....	121
ST-500 Spray Gun.....	121
ST-510 Spray Gun/ Lance Assembly.....	121

### Foam Accessories...122

ST-3100 Couplings.....	123
ST-3100 Plugs.....	123
Reducing Bushing.....	123
Double Nipples.....	123
ST-32 Chemical Strainer.....	123
ST-161 Metering Valve.....	124
ST-161 Stop Nut.....	124
BluFood Hose.....	124
Nylon/PVC Hose.....	124

# SPRAY GUNS

Suttner has developed quality pressure washer spray guns for over **50 years**. With precision German Engineering, Suttner guns are designed to last a minimum 150,000 cycles before the gun needs repair.
















pages  
1-13

SPRAY GUNS
















# SPRAY GUN CHART

													
ST Model #	ST-601	ST-3225 Inline Gun	ST-810	ST-810 P.O.M.	ST-1100	ST-1200	ST-1200 S.S.	ST-1500 H	ST-1500 Weep	ST-1500	ST-2000	ST-2012	ST-2300 Weep
Featured on page	Page 4	Page 5	Page 5	Page 5	Page 6	Page 6	Page 6	Page 7	Page 7	Page 7	Page 7	Page 8	Page 8
Pressure Rating	4000 PSI	870 PSI	3050 PSI	2000 PSI	3050 PSI	350 PSI	350 PSI	—	4000 PSI	5000 PSI	5000 PSI	5000 PSI	4500 PSI
Gallons Per Minute	12 GPM	31.5 GPM	8 GPM	8 GPM	7 GPM	27 GPM	27 GPM	—	12 GPM	10.4 GPM	10.4 GPM	10.5 GPM	12 GPM
Temp. Rating	300° F	212° F	320° F	320° F	300° F	190° F	190° F	300° F	300° F	300° F	300° F	300° F	300° F
Inlet Size	3/8" FNPT	1/2" F Swivel	3/8" FNPT	2 Sizes: 1/4" & 3/8" FNPT	3/8" FNPT	1/2" FNPT	1/2" FNPT	3/8" FNPT	3/8" FNPT	3/8" FNPT	3/8" FNPT	3/8" FNPT	3/8" FNPT
Outlet Size	1/4" FNPT	1/2" F or ST-3100 Coupler	1/4" FNPT	1/4" FNPT	1/4" FNPT	—	—	1/4" FNPT	1/4" FNPT	1/4" FNPT	1/4" FNPT	1/4" FNPT	1/4" FNPT
Housing	Forged Brass	Forged Stainless Steel	Forged Brass	Forged Brass	Forged Brass	Forged Brass	Forged Stainless Steel	Open	Forged Brass	Forged Brass	Forged Brass	Forged Brass	Forged Brass
Stainless Steel Components	◐	●	◐	◐	◐	◐	◐	◐	◐	◐	◐	◐	◐
Unitized Valve	●	—	—	—	—	—	—	—	●	●	●	●	●
Chemical Resistant	◐	●	◐	●	○	◐	◐	◐	◐	◐	◐	◐	◐
Horizontal Flow Through	●	●	—	—	—	—	—	—	—	—	—	—	—
Front Entry Gun	—	—	●	●	—	—	—	—	—	—	—	—	—
Open Gun	—	—	—	—	—	—	—	●	—	—	—	—	—
Easy-Pull Trigger	—	—	—	—	—	—	—	—	—	—	—	—	●
Relax-Action Trigger	—	—	—	—	—	—	—	—	—	—	—	—	—
Weep Available (Blue Trigger or Lock)	●	—	●	—	●	—	—	—	—	●	—	—	—
Repairable	●	—	●	●	●	●	●	—	●	●	●	●	●

○ = Good   ◐ = Better   ● = Best



# SPRAY GUN CHART

													
ST Model #	ST-2305	ST-2305 Orange	ST-2315	ST-2605	ST-2620	ST-2700 S.S.	ST-2715	ST-2720 S.S.	ST-2750	ST-3300	ST-3600	ST-4000	ST-860D
Featured on page	Page 8	Page 9	Page 9	Page 10	Page 10	Page 10	Page 11	Page 11	Page 11	Page 12	Page 12	Page 12	Page 12
Pressure Rating	5000 PSI	5000 PSI	5000 PSI	5000 PSI	1800 PSI	5000 PSI	5000 PSI	1800 PSI	7300 PSI	2170 PSI	8700 PSI	290 PSI	290 PSI
Gallons Per Minute	12 GPM	12 GPM	12 GPM	12 GPM	21 GPM	12 GPM	12 GPM	21 GPM	8 GPM	27 GPM	21 GPM	—	—
Temp. Rating	300° F	300° F	300° F	300° F	300° F	300° F	300° F	300° F	300° F	300° F	300° F	392° F	392° F
Inlet Size	3/8" FNPT	3/8" FNPT	3/8" FNPT	3/8" FNPT	3/8" FNPT	3/8" FNPT	3/8" FNPT	3/8" FNPT	3/8" FNPT	1/2" FNPT	2 Sizes: 1/2" & 3/8" FNPT	3/4" FNPT	1/4" FNPT
Outlet Size	1/4" FNPT	1/4" FNPT	1/4" FNPT	1/4" FNPT	1/4" FNPT	1/4" FNPT	1/4" FNPT	1/4" FNPT	1/4" FNPT	1/2" FNPT	2 Sizes: 1/2" & 1/4" FNPT	Steam Nozzle	1/4" FNPT
Housing	Forged Brass	Forged Brass	Forged Brass	Forged Brass	Forged Brass	Forged Stainless Steel	Forged Stainless Steel	Forged Stainless Steel	Forged Stainless Steel	Forged Stainless Steel	Forged Stainless Steel	Machined Aluminum	Machined Aluminum
Stainless Steel Components	◐	◐	◐	—	—	●	●	●	●	●	●	◐	◐
Unitized Valve	●	●	●	—	—	—	—	●	●	—	—	—	—
Chemical Resistant	◐	◐	●	◐	○	◐	●	●	◐	●	◐	◐	●
Horizontal Flow Through	—	—	—	—	—	—	—	—	—	—	—	—	—
Front Entry Gun	—	—	—	—	—	—	—	—	—	—	—	●	●
Open Gun	—	—	—	—	—	—	—	—	—	—	—	—	—
Easy-Pull Trigger	●	●	●	—	—	—	—	—	—	—	—	—	—
Relax-Action Trigger	—	—	—	●	●	●	●	●	●	—	—	—	—
Weep Available (Blue Trigger or Lock)	See ST-2300 Weep	—	—	—	—	—	—	—	—	—	—	—	—
Repairable	●	●	●	●	●	●	●	●	●	●	●	—	—

○ = Good   ◐ = Better   ● = Best



\*Box quantity 50

### ST-601 SPRAY GUN *(inline applications)*

Ideal for cleaning vertical and overhead surfaces. Perfect for washing tractors, trailers, siding, windows, eaves, etc. Heavy duty, impact resistant trigger guard has made the ST-601 an industry standard for manufacturers of telescoping wands.

ORDER #	PRESSURE	TEMP.	FLOW RATE	INLET	OUTLET	WEIGHT
200601610	4000 PSI	300° F	12 GPM	3/8" FNPT	1/4" FNPT	1.16 lb

- Horizontal flow-through design. **Repair Kits: #202000044**
- Forged brass housing for maximum strength.
- Unitized valve for easy repair.
- Stainless steel spring, needle, ball and seat.

### ST-601 WEEP SPRAY GUN

*(inline applications, car wash)*

Ideal for car washes because of constant weep action to prevent freeze ups. The inline style makes it easier for cleaning vertical and overhead surfaces.

ORDER #	PRESSURE	TEMP.	FLOW RATE	INLET	OUTLET	WEIGHT
200601615	4000 PSI	300° F	12 GPM	3/8" FNPT	1/4" FNPT	1.16 lb

- Horizontal flow-through design. **Repair Kits: #202000046**
- Forged brass housing for maximum strength.
- Unitized valve for easy repair.
- Stainless steel spring, needle, ball and seat.



Weep action

### TELESCOPING LANCE BRACKET KIT

*(pre-drilled mounting holes)*

Bracket kit allows ST-601 Spray Gun to attach to a telescoping wand. Placing one mounting plate on bottom handle and one between bracket and wand.

ORDER #	DESCRIPTION	MATERIAL
030000720	ST-601 Mounting Plate	Aluminum
020000150	ST-601 Mounting Bracket	Durable Plastic
999000005	Complete Kit (2 plates and bracket)	



ST-601 shown with mounting bracket & telescoping lance

#030000720

#020000150

#999000005 Complete Kit



**NEW!**

**ST-3225 INLINE SPRAY GUN**

*(ergonomic, food grade)*

The ergonomic design of the ST-3225 helps reduce fatigue. Chemical resistant also makes this gun ideal for the food industry.

ORDER #	PRESSURE	TEMP.	FLOW RATE	INLET	OUTLET	WEIGHT
203225545	870 PSI	212°F	31.5 GPM	1/2" F Swivel	1/2" F	1.64 lb
203225540	870 PSI	212°F	31.5 GPM	1/2" F Swivel	ST-3100 Coupling	1.64 lb

- LFT "Low Friction Trigger" reduces pulling force by 40%, holding force by 90%.
- Constructed with European Food Grade Materials.
- Damping system for delayed closing as option.
- Closed trigger design.
- Light weight.



#203225545



#203225540



Scan QR code to watch a short demo

[www.youtube.com/watch?v=yScm8aQRRRU](http://www.youtube.com/watch?v=yScm8aQRRRU)

**ST-810 P.O.M. SPRAY GUN** *(chemical resistant)*

ST-810 P.O.M. is the perfect chemical application gun with a stainless steel spring, needle, ball and a poly seat for the best chemical resistance.

ORDER #	PRESSURE	TEMP.	FLOW RATE	INLET	OUTLET	WEIGHT
200810511	2000 PSI	320° F	8 GPM	3/8" FNPT	1/4" FNPT	.82 lb
200810525	2000 PSI	320° F	8 GPM	1/4" FNPT	1/4" FNPT	.82 lb

- Front inlet design keeps dirty hose just far enough away, keeping the operator clean.
  - Most economical light to medium duty spray gun ever.
  - Forged brass housing for maximum strength.
  - Chemical resistant.
- Repair Kit: #200810492**



\*Box quantity 50

**ST-810 SPRAY GUN** *(front entry)*

Ideal for car wash, fleet wash and truck wash operations.

ORDER #	PRESSURE	TEMP.	FLOW RATE	INLET	OUTLET	WEIGHT
200810510	3050 PSI	320° F	8 GPM	3/8" FNPT	1/4" FNPT	.82 lb

- Front inlet design keeps dirty hose just far enough away, keeping the operator clean.
  - Most economical light to medium duty spray gun ever.
  - Forged brass housing for maximum strength.
- Repair Kits: #200810400**



\*Box quantity 50

**ST-810 WEEP SPRAY GUN** *(front entry)*

Ideal for car washes, fleet wash and truck wash operations because of constant weep action to prevent freeze ups.

ORDER #	PRESSURE	TEMP.	FLOW RATE	INLET	OUTLET	WEIGHT
200810515	3050 PSI	320° F	8 GPM	3/8" FNPT	1/4" FNPT	.82 lb

- Front inlet design keeps dirty hose just far enough away, keeping the operator clean.
  - Most economical light to medium duty spray gun ever.
  - Forged brass housing for maximum strength.
- Repair Kits: #200810401**



\*Box quantity 50



\*Box quantity 50

### ST-1100 SPRAY GUN *(lightweight)*

Perfect for cold water units in factories or plants or smaller hot water units.

ORDER #	PRESSURE	TEMP.	FLOW RATE	INLET	OUTLET	WEIGHT
201100510	3050 PSI	300° F	7 GPM	3/8" FNPT	1/4" FNPT	.94 lb

- Ergonomically designed spray angle and easy to squeeze, even for small hands.
- Stainless steel spring, needle, ball and seat.

Repair Kits: #201100401

- Forged brass housing for maximum strength.



\*Box quantity 50

### ST-1100 **WEEP** SPRAY GUN *(lightweight, carwash)*

Ideal for car washes, fleet wash and truck wash operations because of constant weep action to prevent freeze ups.

ORDER #	PRESSURE	TEMP.	FLOW RATE	INLET	OUTLET	WEIGHT
201100525	3050 PSI	300° F	7 GPM	3/8" FNPT	1/4" FNPT	.94 lb

- Ergonomically designed spray angle and easy to squeeze, even for small hands.
- Stainless steel spring, needle, ball and seat.
- Forged brass housing for maximum strength.

Repair Kits: #201100401W



Weep action



\*Box quantity 20

### ST-1200B WASH DOWN GUN *(brass)*

High Volume

ORDER #	PRESSURE	TEMP.	FLOW RATE	INLET	WEIGHT
201200500	350 PSI	190° F	27 GPM	1/2" FNPT	1.86 lb

- Durable spray gun with rubber sheathing protects against cold, heat and impact.
- Adjusting screw retains desired spray pattern.
- Fixing clamp holds back trigger allowing comfort and steady spray.

### FOOD GRADE



\*Box quantity 10

### ST-1200S WASH DOWN GUN *(stainless steel)*

High Volume

ORDER #	PRESSURE	TEMP.	FLOW RATE	INLET	WEIGHT
201200520	350 PSI	190° F	27 GPM	1/2" FNPT	1.86 lb

- Comes with trigger guard.
- Fixing clamp holds back trigger allowing comfort and steady spray.
- Stainless steel housing.
- Durable spray gun with rubber sheathing protects against cold, heat and impact.
- Adjusting screw retains desired spray pattern.

### ST-1500H OPEN SPRAY GUN

*(manual start machines)*

*Ideal when unloader is unavailable or for manual start pressure washers.*

ORDER #	PRESSURE	TEMP	INLET	OUTLET	WEIGHT
201500751	-----	300° F	3/8" FNPT	1/4" FNPT	.82 lb

- Flow through design offers less downtime for repairs.
- Heavy duty molded handle.



\*Box quantity 50

### ST-1500 SPRAY GUN *(most popular gun)*

*Industry standard, the ST-1500 is well-suited for a variety of industrial pressure washing applications.*

ORDER #	PRESSURE	TEMP	FLOW RATE	INLET	OUTLET	WEIGHT
201500910	5000 PSI	300° F	10.4 GPM	3/8" FNPT	1/4" FNPT	1.24 lb

- Designed to be “universally” comfortable, even for small hands.
- Forged brass housing for maximum strength.
- Unitized valve for easy repair.
- Stainless steel spring, needle, ball and seat.
- Fully rebuildable. Convenient seven screw access to cartridge-type valve assembly makes this gun easy to rebuild and a wise long-term investment.

Repair Kits: #201500496



\*Box quantity 50

### ST-1500 WEEP SPRAY GUN

*Ideal for car washes, fleet wash and truck wash operations because of constant weep action to prevent freeze ups. The most popular gun for self-service car wash applications.*

ORDER #	PRESSURE	TEMP	FLOW RATE	INLET	OUTLET	WEIGHT
201500515	4000 PSI	300° F	12 GPM	3/8" FNPT	1/4" FNPT	1.24 lb

- Ideal for car washes, fleet and truck wash operation.

Repair Kits: #202000046



Weep action



\*Box quantity 50

### ST-2000 SPRAY GUN *(extreme duty)*

*Our most popular industrial production gun, the ST-2000 is designed for heavy-duty durability. The strongest made gun in it's class takes the abuse.*

ORDER #	PRESSURE	TEMP	FLOW RATE	INLET	OUTLET	WEIGHT
202000920	5000 PSI	300° F	10.4 GPM	3/8" FNPT	1/4" FNPT	1.64 lb

- Stainless steel spring, needle, ball and seat.
- Forged brass housing for maximum strength.
- Unitized valve for easy repair.
- Suttner’s “Big Hand” gun.

Repair Kits: #201500496



\*Box quantity 35

## ERGONOMIC DESIGN



\*Box quantity 30

### ST-2012 SPRAY GUN

The LFT "Low Friction Trigger" design on the ST-2012 reduces pulling force by 40% & holding force by 90% when compared to standard spray guns. This unique design also reduces wear to a minimum on the internal components. The ideal gun for the residential or commercial user.

ORDER #	PRESSURE	TEMP.	FLOW RATE	INLET	OUTLET	WEIGHT
202012605	5000 PSI	302° F	10.5 GPM	3/8" FNPT	1/4" FNPT	1.25 lb

- Ergonomic design.
  - Private label availability.
  - LFT "Low Friction Trigger".
  - Reduces pulling force.
- Repair Kits: #201500496**
- Same inlet and outlet angles as the ST-1500 & ST-2000 Spray Guns.
  - Without label, order #202012600.



\*Box quantity 50

### ST-2300 WEEP SPRAY GUN (car wash)

Ideal for car washes because of constant weep action to prevent freeze ups. Comfort technology designed "Easy-Pull Trigger" and comfortable grip provide ease when working long hours.

ORDER #	PRESSURE	TEMP.	FLOW RATE	INLET	OUTLET	WEIGHT
202300615	4500 PSI	300° F	12 GPM	3/8" FNPT	1/4" FNPT	1.24 lb

- Easiest opening and holding trigger, requires nearly half the effort of the other rear-entry guns.
  - Proper spray angle for optimal positioning of pressure points.
  - Unitized valve for easy repair.
  - Forged brass housing for maximum strength.
  - Easy-Pull is designed for operators and applications with high-volume of trigger cycling.
- Repair Kits: #202300491**
- The Easy-Pull, German Engineered Technology reduces trigger pulling force by 60% compared to usual competitors spray gun.



Weep action



\*Box quantity 50

### ST-2305 SPRAY GUN (easy-pull trigger)

Comfort technology designed "Easy-Pull Trigger" and comfortable grip provide ease when working long hours. If you have extreme abuse applications, the ST-2305 is up for the challenge with its handle constructed of impact resistant plastic.

ORDER #	PRESSURE	TEMP.	FLOW RATE	INLET	OUTLET	WEIGHT
202305600	5000 PSI	300° F	12 GPM	3/8" FNPT	1/4" FNPT	1.22 lb

- Easy-Pull is designed for operators and applications with high-volume of trigger cycling.
  - The Easy-Pull, German Engineered Technology reduces trigger pulling force by 60% compared to usual competitors spray gun.
- Repair Kits: #202300490**
- Easiest opening and holding trigger, requires nearly half the effort of the other rear-entry guns.
  - Proper spray angle for optimal positioning of pressure points.
  - Forged brass housing for maximum strength.

### ST-2305 SPRAY GUN *(safety orange)*

Comfort technology designed "Easy-Pull Trigger" and comfortable grip provide ease when working long hours. If you have extreme abuse applications, the ST-2305 is up for the challenge with it's handle constructed of impact resistant plastic.

ORDER #	PRESSURE	TEMP.	FLOW RATE	INLET	OUTLET	WEIGHT
202305605	5000 PSI	300° F	12 GPM	3/8" FNPT	1/4" FNPT	1.22 lb

- Easy-Pull is designed for operators and applications with high-volume of trigger cycling.
- The Easy-Pull, German Engineered Technology reduces trigger pulling force by 60% compared to usual competitors spray gun.

Repair Kits: #202300490

- Easiest opening and holding trigger, requires nearly half the effort of the other rear-entry guns.
- Proper spray angle for optimal positioning of pressure points.
- Forged brass housing for maximum strength.



\*Box quantity 50

### ST-2305 SPRAY GUN *(w/ swivel & coupling)*

Ideal for quick connecting different lances and accessories. Comfort technology designed "Easy Pull Trigger" and comfort grip provide ease when working long hours.

ORDER #	PRESSURE	TEMP.	FLOW RATE	INLET	OUTLET	WEIGHT
202305650	5000 PSI	300° F	12 GPM	3/8" FNPT	1/4" FNPT	1.73 lb

- Swivel inlet for hose positioning.
- Proper spray angle for optimal positioning of pressure points.
- Forged brass housing for maximum strength.
- Easy-Pull is designed for operators and applications with high-volume of trigger cycling.

Repair Kits: #202300490

- The Easy-Pull, German Engineered Technology reduces trigger pulling force by 60% compared to usual competitors spray gun.



#040001255 KEW style plug



\*Box quantity 35

### ST-2315 SPRAY GUN *(ceramic ball valve)*

Ceramic ball in valve is highly resistant against nearly all soaps and acids. Comfort technology designed "Easy Pull Trigger" and comfort grip provide ease when working long hours.

ORDER #	PRESSURE	TEMP.	FLOW RATE	INLET	OUTLET	WEIGHT
202315510	5000 PSI	300° F	12 GPM	3/8" FNPT	1/4" FNPT	1.30 lb

- Easiest opening and holding trigger, requires nearly half the effort of the other rear-entry guns.
- Proper spray angle for optimal positioning of pressure points.
- Forged brass housing for maximum strength.
- Chemical resistant.

Repair Kits: #202315490

- Easy-Pull is designed for operators and applications with high-volume of trigger cycling.
- The Easy-Pull, German Engineered Technology reduces trigger pulling force by 60% compared to usual competitors spray gun.



\*Box quantity 50

**SUTTNER EXCLUSIVE**  
relax-action trigger



\*Box quantity 50

### ST-2605 SPRAY GUN *(over center cam)*

A commercial cleaner's dream, comfort technology designed trigger system actually helps the operator keep the trigger open. Fatigue is reduced, allowing longer work periods. If you have extreme abuse applications, the ST-2605 is up for the challenge with it's handle constructed of impact plastic.

ORDER #	PRESSURE	TEMP.	FLOW RATE	INLET	OUTLET	WEIGHT
202605600	5000 PSI	300° F	12 GPM	3/8" FNPT	1/4" FNPT	1.28 lb

- The Relax-Action™, German Engineered Technology reduces trigger pulling force by 40% and holding force up to 90% compared to usual competitors spray gun.
- Easiest opening and holding trigger in it's class.

Repair Kits: #202300490

- Relax-Action™ is designed for operators and applications with longer periods of cleaning time.
- Forged brass housing for maximum strength.
- Proper spray angle for optimal positioning of pressure points.

**SUTTNER EXCLUSIVE**  
relax-action trigger



\*Box quantity 50

### ST-2620 SPRAY GUN *(high volume)*

For high volume, low pressure machines. The comfort technology designed "relax-action trigger" assists when working long hours by reducing hand fatigue. If you have extreme abuse applications, the ST-2620 is up for the challenge with it's handle constructed of impact resistant plastic.

ORDER #	PRESSURE	TEMP.	FLOW RATE	INLET	OUTLET	WEIGHT
202620510	1800 PSI	300° F	21 GPM	3/8" FNPT	1/4" FNPT	1.30 lb

- Relax-Action™ is designed for operators and applications with longer periods of cleaning time.
- Forged brass housing for maximum strength.
- Proper spray angle for optimal positioning of pressure points.

Repair Kits: #202710490

- The Relax-Action™, German Engineered Technology reduces trigger pulling force by 40% and holding force up to 90% compared to usual competitors spray gun.
- Easiest opening and holding trigger in it's class.

**FOOD GRADE** **SUTTNER EXCLUSIVE**  
relax-action trigger



\*Box quantity 50

### ST-2700 SPRAY GUN *(stainless steel)*

Stainless steel components create a durable long lasting trigger gun, especially suitable when using alkaline. Comfort technology designed trigger system actually helps the operator keep the trigger open. Fatigue is reduced, allowing longer work periods.

ORDER #	PRESSURE	TEMP.	FLOW RATE	INLET	OUTLET	WEIGHT
202700600	5000 PSI	300° F	12 GPM	3/8" FNPT	1/4" FNPT	1.24 lb

- Relax-Action™ is designed for operators and applications with longer periods of cleaning time.
- Stainless steel components.
- 303 Stainless Steel Housing.
- Proper spray angle for optimal positioning of pressure points.

Repair Kits: #202700490

- The Relax-Action™, German Engineered Technology reduces trigger pulling force by 40% and holding force up to 90% compared to usual competitors spray gun.
- Easiest opening and holding trigger in it's class.



STAINLESS STEEL **FOOD GRADE**

### ST-2715 SPRAY GUN *(ceramic ball valve)*

A professional gun with Relax-Action™ trigger design. Stainless steel, ceramic ball, chemically resistant valve and acid resistant stainless steel seat. Perfect for industrial cleaning applications.

ORDER #	PRESSURE	TEMP.	FLOW RATE	INLET	OUTLET	WEIGHT
202715600	5000 PSI	300° F	12 GPM	3/8" FNPT	1/4" FNPT	1.25 lb

- Relax-Action™ is designed for operators and applications with longer periods of cleaning time.
  - Stainless steel housing.
- Repair Kits: #202710490**
- Stainless steel valve components.
  - Chemical resistant.



\*Box quantity 50

STAINLESS STEEL

### ST-2720 SPRAY GUN *(high volume)*

Stainless steel valve components create a durable long lasting trigger gun, especially suitable when using corrosive chemicals. The comfort technology designed trigger system actually helps the operator keep the trigger open. Fatigue is reduced, allowing longer work periods.

ORDER #	PRESSURE	TEMP.	FLOW RATE	INLET	OUTLET	WEIGHT
202720510	1800 PSI	300° F	21 GPM	3/8" FNPT	1/4" FNPT	1.25 lb

- The Relax-Action™, German Engineered Technology reduces trigger pulling force by 40% and holding force up to 90% compared to usual competitors spray gun.
  - Easiest opening and holding trigger in it's class.
  - Proper spray angle for optimal positioning of pressure points.
- Repair Kits: #202710490**
- Relax-Action™ is designed for operators and applications with longer periods of cleaning time.
  - Stainless steel housing.
  - Stainless steel valve components.



\*Box quantity 50

STAINLESS STEEL

### ST-2750 SPRAY GUN *(tungsten carbide ball valve)*

New patented valve kit and tungsten carbide ball with special valve seat. Economical 7300 PSI spray gun with relax action trigger.

ORDER #	PRESSURE	TEMP.	FLOW RATE	INLET	OUTLET	WEIGHT
202750510	7300 PSI	300° F	8 GPM	3/8" FNPT	1/4" FNPT	1.32 lb

- The Relax-Action™, German Engineered Technology reduces trigger pulling force by 40% and holding force up to 90% compared to usual competitors spray gun.
- Repair Kits: #202750495**
- Relax-Action™ is designed for operators and applications with longer periods of cleaning time.
  - Stainless steel housing.



\*Box quantity 50

**FOOD GRADE** STAINLESS STEEL



\*Box quantity 10

**ST-3300 SPRAY GUN** *(high volume)*

Our highest volume rated industrial gun, the ST-3300 is designed for maximum performance and best chemical resistance. An economical solution for high volume industrial applications.

ORDER #	PRESSURE	TEMP.	FLOW RATE	INLET	OUTLET	WEIGHT
203300600	2170 PSI	300° F	27 GPM	1/2" FNPT	1/2" FNPT	2.58 lb

- Forged stainless steel housing, piston, and malleable seat.
- Special heat and chemical resistant seals.

Repair Kits: #203300490

- Chemical resistant.



\*Box quantity 35

STAINLESS STEEL

**ST-3600 SPRAY GUN** *(high pressure, high volume)*

Our highest pressure rated industrial spray gun.

ORDER #	PRESSURE	TEMP.	FLOW RATE	INLET	OUTLET	WEIGHT
203600600	8700 PSI	300° F	21 GPM	1/2" FNPT	1/2" FNPT	2.58 lb
203600610	8700 PSI	300° F	21 GPM	3/8" FNPT	1/4" FNPT	2.58 lb

- Forged stainless steel housing, piston, and malleable seat.
- Special heat and chemical resistant seals.

Repair Kits: #203600490  
Without Valve Cone #203600491



**ST-4000 STEAM GUN** *(true steam)*

Steam is ideal for removing grease and oil, sterilizing surfaces, melting ice, plus using where little water is available like oil fields. Hose connection is positioned in the front of the gun for better handling and keeping the heat away from the operators hand and body.

ORDER #	PRESSURE	TEMP.	LENGTH	INLET	OUTLET	WEIGHT
204000600	290 PSI	392° F	30 in	3/4" FNPT	Steam Nozzle	2.25 lb

- Designed like regular spray gun with pressure control trigger.
- Light-weight.
- Designed with operator safety in mind.
- Steam nozzle included.

### ST-860D STEAM GUN *(wet steam)*

Made from aluminum and stainless steel, the ST-860D is highly resistant to high temps and chemicals. Hose connection is positioned in the front of the gun for better handling and keeping the heat away from the operators hand and body. Economical version of the ST-4000.

ORDER #	PRESSURE	TEMP	INLET	OUTLET	WEIGHT
200860550	290 PSI	392° F	1/4" FNPT	1/4" FNPT	1.25 lb

- Designed with operator safety in mind.
- Light-weight.
- Wet steam application.
- Chemical resistant.



Scan QR code to watch a short demo

[www.youtube.com/watch?v=-y-z7ikKJh8](http://www.youtube.com/watch?v=-y-z7ikKJh8)

### COMPLETE SPRAY GUN/LANCE ASSEMBLY *(ready to use)*

Just attach assembly to your pressure washer hose and you are ready to go. Complete assembly includes gun, lance, quick connect socket and plug and 5 spray nozzles.

ORDER #	DESCRIPTION
PQ99950xx1	Gun/Lance Assembly

- ST-1500 spray gun is Suttner's most popular gun, rated at 5000 PSI.
- 36" molded grip nickel chrome plated lance with adjustable handle.
- 3/8" M Q.C. plug & 1/4" FNPT socket allow quick attachment of nozzles and accessories.
- 5 quick nozzles (0°, 15°, 25°, 40° & soap) in attached Nozzle Holder.

**XX = Specify Nozzle Size:**  
3.0, 3.5, 4.0, 4.5, 5.0, 5.5, 6.0



\*Box quantity 10

### COMPLETE SPRAY GUN/LANCE ASSEMBLY *(ready to use)*

Just attach assembly to your pressure washer hose and you are ready to go. Complete assembly includes gun, lance, side handle, quick connect socket, 5 spray nozzles and nozzle holder.

ORDER #	DESCRIPTION
9991500xx	Gun/Lance Assembly

- ST-1500 spray gun is Suttner's most popular.
- 36" Nickel plated lance to resist corrosion.
- Adjustable Side Handle for comfort and control.
- 1/4" FNPT socket allows quick attachment of nozzles and other accessories.
- 5 quick connect nozzles.
- Nozzle Holder, fits 1/4" lance.

**XX = Specify Nozzle Size:**  
3.0, 3.5, 4.0, 4.5, 5.0, 5.5, 6.0



\*Box quantity 10

# NOZZLES

Whether its Quick Connect, threaded or Turbo, Suttner America's nozzles are made from high quality materials and built to last.



pages  
14-26

NOZZLES



# NOZZLE CHART

## CHOOSING THE RIGHT NOZZLE ORIFICE SIZE FOR YOUR MACHINE

The orifice size of the nozzle determines the operating pressure of your machine. As a rule of thumb, the smaller the orifice, the greater the restriction of water flowing through the machine. This causes the pressure to increase.

- Choosing a nozzle with too large an orifice will reduce operating pressure.
- Choosing a nozzle with too small an orifice will limit water flow and possibly create an excessive load on the machine.

Nozzle Orifice Size	Pounds Per Square Inch (PSI)																		
	500 PSI	600 PSI	700 PSI	800 PSI	1000 PSI	1500 PSI	2000 PSI	2500 PSI	3000 PSI	3500 PSI	4000 PSI	4500 PSI	5000 PSI	5500 PSI	6000 PSI	6500 PSI	7000 PSI	7500 PSI	8000 PSI
2	.71	.77	.84	.89	1.0	1.2	1.4	1.6	1.7	1.9	2.0	2.1	2.2	2.3	2.4	2.5	2.6	2.7	2.8
2.5	.9	1.0	1.0	1.1	1.3	1.6	1.8	2.0	2.2	2.3	2.5	2.7	2.8	2.9	3.1	3.2	3.3	3.4	3.5
3.0	1.1	1.2	1.3	1.4	1.5	1.8	2.1	2.4	2.6	2.8	3.0	3.2	3.4	3.5	3.7	3.8	4.0	4.1	4.2
3.5	1.3	1.4	1.5	1.6	1.8	2.2	2.5	2.8	3.1	3.3	3.5	3.7	3.9	4.1	4.3	4.5	4.6	4.8	4.9
4.0	1.4	1.6	1.7	1.8	2.0	2.5	2.8	3.2	3.5	3.7	4.0	4.2	4.5	4.7	4.9	5.1	5.3	5.5	5.7
4.5	1.6	1.7	1.9	2.0	2.3	2.8	3.2	3.6	3.9	4.2	4.5	4.8	5.0	5.3	5.5	5.7	6.0	6.2	6.4
5.0	1.8	1.9	2.1	2.2	2.5	3.1	3.5	4.0	4.3	4.7	5.0	5.3	5.6	5.9	6.1	6.4	6.6	6.8	7.1
5.5	1.9	2.1	2.3	2.5	2.8	3.4	3.9	4.3	4.8	5.1	5.5	5.8	6.2	6.4	6.7	7.0	7.3	7.5	7.8
6.0	2.1	2.3	2.5	2.7	3.0	3.7	4.2	4.7	5.2	5.6	6.0	6.4	6.7	7.0	7.3	7.6	7.9	8.2	8.5
6.5	2.3	2.5	2.7	2.9	3.3	4.0	4.6	5.1	5.6	6.1	6.5	6.9	7.3	7.6	8.0	8.3	8.6	8.9	9.2
7.0	2.5	2.7	2.9	3.1	3.5	4.3	4.9	5.5	6.1	6.5	7.0	7.4	7.8	8.2	8.6	8.9	9.3	9.6	9.9
7.5	2.7	2.9	3.1	3.4	3.8	4.6	5.3	5.9	6.5	7.0	7.5	8.0	8.4	8.8	9.2	9.6	9.9	10.3	10.6
8.0	2.8	3.1	3.4	3.6	4.0	4.9	5.7	6.3	6.9	7.5	8.0	8.5	8.9	9.4	9.8	10.2	10.6	11.0	11.3
9.0	3.2	3.5	3.8	4.0	4.5	5.5	6.4	7.1	7.8	8.4	9.0	9.6	10.1	10.6	11.0	11.5	11.9	12.3	12.7
10	3.5	3.9	4.2	4.5	5.0	6.1	7.1	7.9	8.7	9.4	10.0	10.6	11.2	11.7	12.2	12.7	13.2	13.7	14.1
12	4.2	4.6	5.0	5.4	6.0	7.3	8.5	9.5	10.4	11.2	12.0	12.7	13.4	14.1	14.7	15.3	15.9	16.4	17.0
15	5.3	5.8	6.3	6.7	7.5	9.2	10.6	11.9	13.0	14.1	15.0	15.9	16.8	17.6	18.4	19.1	19.8	20.5	21.2

Use the table to select the properly sized nozzle for your machine. Determine the nozzle size by matching the operating pressure (PSI) of your machine to the gallons per minute (GPM).

### RED 0° NOZZLE



**USES:**  
Removing weeds from sidewalk cracks, stubborn stains and chewing gum from concrete, masonry, aluminum, steel, caked mud and cleaning under lawn mowers.

*This is a blasting nozzle. It delivers a very concentrated stream of water. Care should be used to avoid gouging wood or damaging fragile surfaces.*


### YELLOW 15° NOZZLE



**USES:**  
Surface preparation (removing peeling paint and mildew stains), cleaning gutters, downspouts, removing bugs and grime from cars and trucks.

*This is a chiseling nozzle. The spray should be directed at a 45° angle to the surface and used like a scraper to remove paint, grease and dirt.*

### BLACK 65° NOZZLE



**USES:**  
For applications using soaps and chemicals. Wide spray angle allows for even and broad applications for use on cars, siding and patios.

*This is a soap nozzle. Its wide angle spray pattern disperses soaps or chemicals over a large area.*


### GREEN 25° NOZZLE



**USES:**  
Wet-sweeping leaves from walks, curbs and driveways, cleaning stable floors, washing swimming pools and cleaning barbecue grills.

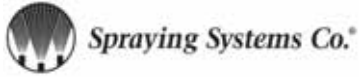
*This is a flushing nozzle. With a more narrow spray pattern than the 40° nozzle and with more concentrated spray pressure, this nozzle is best suited for flushing dirt, mud and grime.*

### WHITE 40° NOZZLE



**USES:**  
Washing down siding on homes, cleaning windows, washing vehicles, spraying sidewalks, driveways and patios.

*This is a wash nozzle. Its wide spray pattern disperses the water pressure over a large area and is recommended for rinsing and moderate washing.*



Available in Sets of 5  
#999504000



Scan QR code to watch a short demo

[www.youtube.com/watch?v=GRvP8CQBDas](http://www.youtube.com/watch?v=GRvP8CQBDas)

#9000S2540  
Soap Nozzle



## QUICK CONNECT NOZZLES

For applications requiring quick exchange of different degree nozzles.

ORIFICE SIZE	0° (Red)	15° (Yellow)	25° (Green)	40° (White)
2.0	--	900001520	900002520	--
2.5	--	--	900002525	--
3.0	90000D30	900001530	900002530	900004030
3.5	90000D35	900001535	900002535	900004035
4.0	90000D40	900001540	900002540	900004040
4.5	90000D45	900001545	900002545	900004045
5.0	90000D50	900001550	900002550	900004050
5.5	90000D55	900001555	900002555	900004055
6.0	90000D60	900001560	900002560	900004060
6.5	90000D65	900001565	900002565	900004065
7.0	90000D70	900001570	900002570	900004070
7.5	90000D75	900001575	900002575	900004075
8.0	90000D80	900001580	900002580	900004080
9.0	90000D90	900001590	900002590	900004090
10.0	90000D10	900001510	900002510	900004010
12.0	90000D12	900001512	900002512	900004012
15.0	90000D15	900001515	900002515	900004015
20.0	90000D20	900015D20	--	--
30.0 Special Order	--	900015D30	--	--
35.0 Special Order	--	900015D35	--	--

- 1/4" quick connect/disconnect design.
- Spray angles range from high impact solid stream 0° to 40° flat spray.
- QCMEG include color-coded protective nozzle guards identify nozzle degree.

### ALSO AVAILABLE: Quick Connect Soap Nozzle

ORIFICE SIZE	25° SOAP (Black)	65° SOAP (Black)
40.0	9000S2540	--
40.0	--	839006540

## ECONOMY QUICK CONNECT NOZZLES

For applications requiring quick exchange of different degree nozzles.

ORIFICE SIZE	0° (Red)	15° (Yellow)	25° (Green)	40° (White)
2.0	--	400001520	400002520	400004020
2.5	--	400001525	400002525	--
3.0	40000D30	400001530	400002530	400004030
3.5	40000D35	400001535	400002535	400004035
4.0	40000D40	400001540	400002540	400004040
4.5	40000D45	400001545	400002545	400004045
5.0	40000D50	400001550	400002550	400004050
5.5	40000D55	400001555	400002555	400004055
6.0	40000D60	400001560	400002560	400004060
6.5	40000D65	400001565	400002565	400004065
7.0	40000D70	400001570	400002570	400004070
7.5	40000D75	400001575	400002575	400004075
8.0	40000D80	400001580	400002580	400004080
8.5	--	400001585	400002585	400004085
9.0	40000D90	400001590	400002590	400004090
10.0	40000D10	400001510	400002510	400004010
12.0	40000D12	--	--	--
15.0	40000D15	--	--	--
20.0	40000DD20	--	--	--

- 1/4" quick connect/disconnect design.
- Spray angles range from high impact solid stream 0° to 40° flat spray.
- QCMEG include color-coded protective nozzle guards identify nozzle degree.



Available in Sets of 5  
#999404000

Degree marked on nozzles



#4000S6540  
65° x 40  
Soap Nozzle



### 1/8" MNPT NOZZLES *(hardened stainless steel)*

Ideal for one nozzle applications and quick exchange is not needed.

ORIFICE SIZE	15°	25°	40°	50°	65°
1.0	828001501	---	---	---	---
2.0	---	---	---	---	828506520
3.0	828201530	---	---	---	---
4.0	828401540	---	828404040	---	---
4.5	828401545	828402545	---	---	---
5.0	828601550	---	---	828505050	828506550
5.5	828601555	---	---	---	---
6.5	828601565	828602565	---	---	---
10.0	---	---	828104010	---	---
15.0	828501515	---	---	---	---

- Spray angles range from high impact solid stream 15° to 50° flat spray.
- Produce a uniform distribution of small to medium sized drops.

#### ALSO AVAILABLE: 15° Soap (Brass)

ORIFICE SIZE	15° (Soap)
15.0	828BR1515 (brass)



15° Soap (brass)

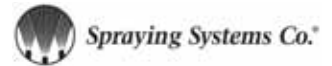


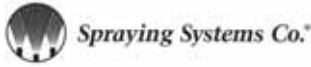
### 1/4" MNPT NOZZLES *(hardened stainless steel)*

Ideal for one nozzle applications and when quick exchange is not needed.

ORIFICE SIZE	0°	5°	15°	25°	40°	50°	65°
1.0	---	---	---	820202501	820204010	---	---
1.5	---	---	---	820202515	---	---	---
2.0	820200020	---	820201520	820202520	820204020	---	820206502
3.0	820200003	---	820201530	820202530	820204030	---	820306530
3.5	820200035	---	820201535	820202535	820204035	---	---
4.0	820300004	820300504	820301540	820302540	820304040	---	820306540
4.5	820400045	---	820401545	820402545	820404045	---	820406545
5.0	820500005	---	820501550	820502550	820504050	---	820506550
5.5	820600055	---	820601555	820602555	820604055	---	820606555
6.0	820700006	---	820701560	820702560	820704060	820705060	820706560
6.5	820700065	---	820701565	820702565	820704065	---	---
7.0	820800007	---	820801570	820802570	820804070	---	---
7.5	---	---	820801575	---	---	---	---
8.0	820900008	---	820901580	820902580	820904080	---	820906508
9.0	---	---	820901509	---	820904090	820905090	820906509
10.0	821000010	---	821001510	821002510	821004010	---	821006510
11.0	---	---	821001511	---	---	---	---
12.0	821000012	821500512	821001512	821002512	821004012	---	---
15.0	821000015	821500515	821001515	821002515	821504015	---	821006515
20.0	821000020	821500520	821501520	821002520	821504020	821005020	821006520
25.0	821500025	---	821501525	821502525	821004025	---	---
30.0	821000030	821500530	821601530	821002530	821604030	---	821006530
35.0	821000035	---	821001535	---	---	---	---
40.0	821000040	---	---	821002540	821004040	---	---
50.0	821000050	---	---	---	821004050	---	---
60.0	821000060	821500560	---	821002560	---	---	---

- Spray angles range from high impact solid stream 0° to 65° flat spray.
- Produce a uniform distribution of small to medium sized drops.






### 1/4" FNPT NOZZLES *(hardened stainless steel)*

*Ideal for one nozzle applications and when quick exchange is not needed.*

ORIFICE SIZE	0°	15°	25°	40°
4.0	9WEG0D040	--	9WEG25040	--
4.5	--	9WEG15045	9WEG25045	9WEG40045
5.0	9WEG0D005	9WEG15050	9WEG25050	9WEG40050
5.5	9WEG0D055	9WEG15055	9WEG25055	9WEG40055
6.0	9WEG0D006	--	--	9WEG40060
7.0	--	9WEG15070	9WEG25070	9WEG40070
8.0	9WEG0D008	9WEG15080	9WEG25080	9WEG40080
9.0	--	9WEG15090	9WEG25090	9WEG40090
10.0	9WEG0D10	9WEG01510	9WEG02510	9WEG04010

- Available in same capacities as standard weg nozzle, up to nozzle size 10.
- If guide vane is required, please inquire about our standard 1/4 weg washjet nozzle.
- Spray angles range from high impact solid stream 0° to a 40° flat spray.
- Produce a uniform distribution of small-to-medium sized drops.
- 1/4" FNPT thread.



stainless steel



brass

### 1/4" MNPT VEEJET NOZZLES *(brass)*


*Ideal for one nozzle applications and when quick exchange is not needed.*

ORIFICE SIZE	0°	15°	25°	40°	50°	65°	80°
20.0	8110S0020	8110S1520	8110S2520	8110S4020	--	--	8110S8020
30.0	8110S0030	820051530	8110S2530	8110S4030	--	--	--
40.0	--	--	8110S2540	--	--	8110S6540	--
50.0	8110S0050	--	8110S2550	8110S4050	8120S5050	--	--
60.0	8110S0060	--	8110S2560	8110S4060	--	--	--

#### ALSO AVAILABLE:

ORIFICE SIZE	25°	65°	110°
1.0	--	--	811S11001 (brass)
10.0	812SS2510 (stainless)	8110S6510 (stainless)	--

- High impact spray pattern.
- Uniform distribution of spray.



### ST-330 ADJUSTABLE NOZZLE HOLDERS *(stainless steel)*

*Perfect for cleaning hard to reach areas like inside containers or gutters. Pressure locks the nozzle in place.*

ORDER #	PRESSURE	TEMP.	FLOW RATE	INLET	OUTLET	WEIGHT
200330500	5070 PSI	300° F	10 GPM	1/4" F	1/4" F	.30 lb
200330510	5070 PSI	300° F	10 GPM	1/4" F	1/4" M	.32 lb

- Stainless Steel.
- Adjustable 270° (+/-135°).

cleaning gutters



Scan QR code to watch a short demo

[www.youtube.com/watch?v=maMfWp6up2g](http://www.youtube.com/watch?v=maMfWp6up2g)



### ST-004 NOZZLE PROTECTORS w/BUSHING

*(protects the cleaning surface)*

Nozzle protection for 1/4" or 1/8" threaded nozzles.

Easy access to your nozzle.

ORDER #	INLET	OUTLET	WEIGHT
200000003	1/4" FNPT	1/4" FNPT	.10 lb
200000004	1/4" FNPT	1/8" FNPT	.10 lb

- Unique three piece design offers a zinc plated nozzle adapter, enclosed in hardened rubber composite body.



### ST-005 NOZZLE PROTECTOR *(heavy duty)*

Nozzle protection for 1/8" MEG nozzles.

ORDER #	WEIGHT
050000765	.2 lb



### ST-10 NOZZLE PROTECTORS

*(soft edge, hard body)*

Nozzle protection for 1/4" threaded nozzles. Ideal for protecting sensitive surfaces against damage, such as car washing.

ORDER #	MATERIAL	TEMP.	INLET	OUTLET	WEIGHT
200010520	Zinc Plated	300° F	1/4" FNPT	1/4" FNPT	.10 lb
200010720	Stainless Steel	300° F	1/4" FNPT	1/4" FNPT	.10 lb
200010530	Zinc Plated	300° F	1/4" FNPT	1/4" FNPT	.10 lb

- Damage is prevented since nozzle is surrounded by protector and provides additional protection with it's soft edge.

#### ALSO AVAILABLE:

Multiple colors: Special order, minimum quantities  
Zinc plated or stainless steel



Red/Black  
#200010520 Zinc Plated  
#200010720 Stainless Steel



Black/Gray  
#200010530 Zinc Plated



### TURBO NOZZLE STRAINERS

*(protects turbo nozzles)*

Protects from dirt or other damaging particles from entering turbo nozzles.

ORDER #	PRESSURE	TEMP.	FLOW RATE	INLET	OUTLET	WEIGHT
900000009	6000 PSI	212° F	8 GPM	1/4" QC Plug	1/4" MNPT	.26 lb
900000019	6000 PSI	212° F	8 GPM	1/4" FNPT	1/4" MNPT	.26 lb

- Extends the life of your turbo nozzle. (Repair Kits: #900000919)
- #900000009 threads into turbo nozzle inlet and quick connects to lance with socket.
- #900000019 threads into turbo nozzle inlet and lance outlet.
- Cleanable screen.



**Extends the life of your Turbo Nozzle**



Recommended use with Turbo Nozzles



**1750 PSI**



ALWAYS START TURBO NOZZLES  
IN A DOWNWARD POSITION

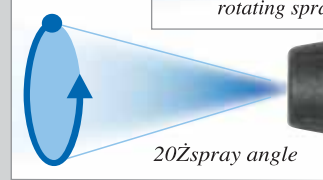

THE USE OF A TURBO STRAINER IS  
RECOMENDED FOR ALL TURBO NOZZLES

**ST-415 TURBO NOZZLE** (rotating spray pattern)

Ideal for hard surface cleaning such as decks and concrete.  
Perfect for residential machines.

ORDER #	PRESSURE	TEMP.	ORIFICE	INLET	WEIGHT
200415505	1750 PSI	140° F	3.5	1/4" FNPT	.10 lb

- Increases cleaning efficiency as much as 200%.
- The 0° rotation creates a cleaning and tearing action.
- Improved materials for longer life.
- Ideal for hard surfaces.



**3625 PSI**



\*Box quantity 50

ALWAYS START TURBO NOZZLES  
IN A DOWNWARD POSITION

THE USE OF A TURBO STRAINER IS  
RECOMENDED FOR ALL TURBO NOZZLES

**ST-357 TURBO NOZZLE** (3625 psi)

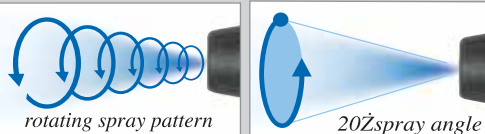
The increased tearing action of the rotating spray is ideal for hard surface applications, such as concrete graffiti cleaning or caked on mud on heavy equipment.

ORDER #	PRESSURE	TEMP.	ORIFICE/COLOR	INLET	WEIGHT	REPAIR KIT
200357530	3625 PSI	190° F	3.0	1/4" FNPT	.68 lb	200357130
200357535	3625 PSI	190° F	3.5	1/4" FNPT	.68 lb	200357135
200357540	3625 PSI	190° F	4.0	1/4" FNPT	.68 lb	200357140
200357545	3625 PSI	190° F	4.5	1/4" FNPT	.68 lb	200357145
200357550	3625 PSI	190° F	5.0	1/4" FNPT	.68 lb	200357150
200357555	3625 PSI	190° F	5.5	1/4" FNPT	.68 lb	200357155
200357560	3625 PSI	190° F	6.0	1/4" FNPT	.68 lb	200357160
200357570	3625 PSI	190° F	7.0	1/4" FNPT	.68 lb	200357170
200357580	3625 PSI	190° F	8.0	1/4" FNPT	.68 lb	200357180
200357590	3625 PSI	190° F	9.0	1/4" FNPT	.68 lb	200357190
200357510	3625 PSI	190° F	10.0	1/4" FNPT	.68 lb	200357110

- Increases cleaning efficiency as much as 200%.
- The 0° rotation creates a cleaning and tearing action.
- Ideal for hard surfaces.
- Improved materials for longer life.



COLORED SEATS  
INDICATE ORIFICE  
SIZE



Scan QR code to  
watch a short demo

[www.youtube.com/watch?v=L9zVj33WBa4&feature=youtu.be](http://www.youtube.com/watch?v=L9zVj33WBa4&feature=youtu.be)

### ST-456 TURBO NOZZLE (5070 psi)

The increased tearing action of the rotating spray is ideal for hard surface applications, such as concrete graffiti cleaning or caked mud.

ORDER #	PRESSURE	TEMP.	ORIFICE/COLOR	INLET	WEIGHT	REPAIR KIT
200456530	5070 PSI	212° F	3.0	1/4" FNPT	.9 lb	200456130
200456535	5070 PSI	212° F	3.5	1/4" FNPT	.9 lb	200456135
200456540	5070 PSI	212° F	4.0	1/4" FNPT	.9 lb	200456140
200456545	5070 PSI	212° F	4.5	1/4" FNPT	.9 lb	200456145
200456550	5070 PSI	212° F	5.0	1/4" FNPT	.9 lb	200456150
200456555	5070 PSI	212° F	5.5	1/4" FNPT	.9 lb	200456155
200456560	5070 PSI	212° F	6.0	1/4" FNPT	.9 lb	200456160
200456570	5070 PSI	212° F	7.0	1/4" FNPT	.9 lb	200456170
200456580	5070 PSI	212° F	8.0	1/4" FNPT	.9 lb	200456180
200456590	5070 PSI	212° F	9.0	1/4" FNPT	.9 lb	200456190
200456510	5070 PSI	212° F	10.0	1/4" FNPT	.9 lb	200456110

- Increases cleaning efficiency as much as 200%.
- The 0° rotation creates a cleaning and tearing action.
- Ideal for hard surfaces.
- Improved materials for longer life.

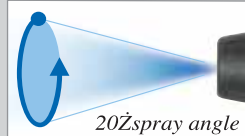


ST-456 repair kit (3.0)

COLORED SEATS INDICATE ORIFICE SIZE



rotating spray pattern



20° spray angle



5070 PSI



\*Box quantity 25

ALWAYS START TURBO NOZZLES IN A DOWNWARD POSITION

THE USE OF A TURBO STRAINER IS RECOMMENDED FOR ALL TURBO NOZZLES



Scan QR code to watch a short demo

[www.youtube.com/watch?v=L9zVj3WBa4&feature=youtu.be](http://www.youtube.com/watch?v=L9zVj3WBa4&feature=youtu.be)

### ST-457 TURBO NOZZLE (6000 psi)

The increased tearing action of the rotating spray is ideal for hard surface applications, such as concrete graffiti cleaning or caked mud.

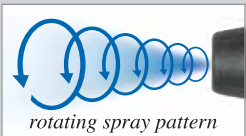

ORDER #	PRESSURE	TEMP.	ORIFICE/COLOR	INLET	WEIGHT	REPAIR KIT
200457530	6000 PSI	212° F	3.0	1/4" FNPT	1.48 lb	200457130
200457535	6000 PSI	212° F	3.5	1/4" FNPT	1.48 lb	200457135
200457540	6000 PSI	212° F	4.0	1/4" FNPT	1.48 lb	200457140
200457545	6000 PSI	212° F	4.5	1/4" FNPT	1.48 lb	200457145
200457550	6000 PSI	212° F	5.0	1/4" FNPT	1.48 lb	200457150
200457555	6000 PSI	212° F	5.5	1/4" FNPT	1.48 lb	200457155
200457560	6000 PSI	212° F	6.0	1/4" FNPT	1.48 lb	200457160
200457570	6000 PSI	212° F	7.0	1/4" FNPT	1.48 lb	200457170
200457580	6000 PSI	212° F	8.0	1/4" FNPT	1.48 lb	200457180
200457590	6000 PSI	212° F	9.0	1/4" FNPT	1.48 lb	200457190
200457510	6000 PSI	212° F	10.0	1/4" FNPT	1.48 lb	200457110

- Increases cleaning efficiency as much as 200%.
- The 0° rotation creates a cleaning and tearing action.
- Ideal for hard surfaces.
- Improved materials for longer life.

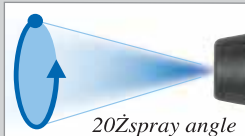


ST-457 repair kit (3.0)

COLORED SEATS INDICATE ORIFICE SIZE



rotating spray pattern



20° spray angle



6000 PSI



\*Box quantity 20

ALWAYS START TURBO NOZZLES IN A DOWNWARD POSITION

THE USE OF A TURBO STRAINER IS RECOMMENDED FOR ALL TURBO NOZZLES



Scan QR code to watch a short demo

[www.youtube.com/watch?v=L9zVj3WBa4&feature=youtu.be](http://www.youtube.com/watch?v=L9zVj3WBa4&feature=youtu.be)

1/2" INLET • IDEAL FOR HYDRO-EXCAVATING

6000 PSI



\*Box quantity 20

ALWAYS START TURBO NOZZLES  
IN A DOWNWARD POSITION

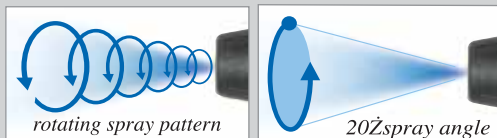


1/2" inlet

ST-457H TURBO NOZZLE (6000 psi)

ORDER #	PRESSURE	TEMP.	ORIFICE/COLOR	INLET	WEIGHT	REPAIR KIT
200457730	6000 PSI	212° F	3.0 yellow	1/2" FNPT	1.48 lb	200457130
200457735	6000 PSI	212° F	3.5 violet	1/2" FNPT	1.48 lb	200457135
200457740	6000 PSI	212° F	4.0 brown	1/2" FNPT	1.48 lb	200457140
200457745	6000 PSI	212° F	4.5 lt. green	1/2" FNPT	1.48 lb	200457145
200457750	6000 PSI	212° F	5.0 black	1/2" FNPT	1.48 lb	200457150
200457755	6000 PSI	212° F	5.5 lt. blue	1/2" FNPT	1.48 lb	200457155
200457760	6000 PSI	212° F	6.0 red	1/2" FNPT	1.48 lb	200457160
200457770	6000 PSI	212° F	7.0 orange	1/2" FNPT	1.48 lb	200457170
200457780	6000 PSI	212° F	8.0 green	1/2" FNPT	1.48 lb	200457180
200457790	6000 PSI	212° F	9.0 grey	1/2" FNPT	1.48 lb	200457190
200457710	6000 PSI	212° F	10.0	1/2" FNPT	1.48 lb	200457110

- Increases cleaning efficiency as much as 200%.
- The 0° rotation creates a cleaning and tearing action.
- Ideal for hard surfaces.
- Improved materials for longer life.



ST-457H repair kit (3.0)

COLORED SEATS  
INDICATE ORIFICE  
SIZE



6000 PSI



\*Box quantity 25

ALWAYS START TURBO NOZZLES  
IN A DOWNWARD POSITION

THE USE OF A TURBO STRAINER IS  
RECOMENDED FOR ALL TURBO NOZZLES



Scan QR code to  
watch a short demo

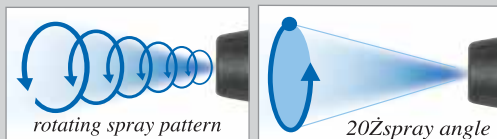
[www.youtube.com/watch?v=L9zVj33WBa4&feature=youtu.be](http://www.youtube.com/watch?v=L9zVj33WBa4&feature=youtu.be)

ST-458 TURBO NOZZLE (6000 psi)

The increased tearing action of the rotating spray is ideal for hard surface applications, such as concrete graffiti cleaning or caked on mud on heavy equipment.

ORDER #	PRESSURE	TEMP.	ORIFICE	INLET	WEIGHT	REPAIR KIT
200458811	6000 PSI	212° F	11.0	1/4" FNPT	1.60 lb	200458311
200458812	6000 PSI	212° F	12.0	1/4" FNPT	1.60 lb	200458312
200458815	6000 PSI	212° F	15.0	1/4" FNPT	1.60 lb	200458315
200458820	6000 PSI	212° F	20.0	1/4" FNPT	1.60 lb	200458320
200458825	6000 PSI	212° F	25.0	1/4" FNPT	1.60 lb	200458325
200458830	6000 PSI	212° F	30.0	1/4" FNPT	1.60 lb	200458330

- Increases cleaning efficiency as much as 200%.
- The 0° rotation creates a cleaning and tearing action.
- Ideal for hard surfaces.
- Improved materials for longer life.



ST-458  
repair kit



ST-458  
repair kit (15.0)

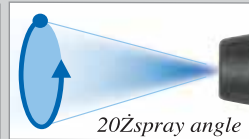

Special order: (Orifice size 11.0)

1/2" INLET • IDEAL FOR HYDRO-EXCAVATING

**ST-458H TURBO NOZZLE** (6000 psi)

ORDER #	PRESSURE	TEMP.	ORIFICE	INLET	WEIGHT	REPAIR KIT
200458712	6000 PSI	212° F	12.0	1/2" FNPT	1.60 lb	200458312
200458715	6000 PSI	212° F	15.0	1/2" FNPT	1.60 lb	200458315
200458720	6000 PSI	212° F	20.0	1/2" FNPT	1.60 lb	200458320
200458725	6000 PSI	212° F	25.0	1/2" FNPT	1.60 lb	200458325
200458730	6000 PSI	212° F	30.0	1/2" FNPT	1.60 lb	200458330

- Increases cleaning efficiency as much as 200%.
- The 0° rotation creates a cleaning and tearing action.
- Ideal for hard surfaces.
- Improved materials for longer life.



**6000 PSI**



\*Box quantity 25

**ALWAYS START TURBO NOZZLES IN A DOWNWARD POSITION**



1/2" inlet

**ALSO AVAILABLE:**

**Turbo Nozzle Covers (minimum quantities)**

Available in different colors for all Turbo Nozzles (excluding the ST-415)



STAINLESS STEEL

**ST-559 TURBO NOZZLE**

*(tungsten carbide nozzle & seat)*

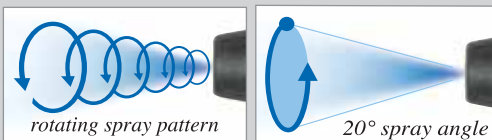
The increased tearing action of the rotating spray is ideal for hard surface applications, such as concrete graffiti cleaning or caked on mud on heavy equipment.

ORDER #	PRESSURE	TEMP.	ORIFICE	INLET	WEIGHT	REPAIR KIT
200559620	8700 PSI	190° F	2.0	1/4" FNPT	1.32 lb	200559120
200559630	8700 PSI	190° F	3.0	1/4" FNPT	1.32 lb	200559130
200559640	8700 PSI	190° F	4.0	1/4" FNPT	1.32 lb	200559140
200559650	8700 PSI	190° F	5.0	1/4" FNPT	1.32 lb	200559150
200559655	8700 PSI	190° F	5.5	1/4" FNPT	1.32 lb	200559155
200559660	8700 PSI	190° F	6.0	1/4" FNPT	1.32 lb	200559160

- Increases cleaning efficiency as much as 200%.
- The 0° rotation creates a cleaning and tearing action.
- Ideal for hard surfaces.
- Tungsten Carbide Nozzle and Sealing Seat.
- Improved materials for longer life.



ST-559 repair kit



**ALSO AVAILABLE:**  
1/2" inlet (minimum quantities)

**8700 PSI**



\*Box quantity 20

ALWAYS START TURBO NOZZLES IN A DOWNWARD POSITION

THE USE OF A TURBO STRAINER IS RECOMMENDED FOR ALL TURBO NOZZLES

**NEW!**

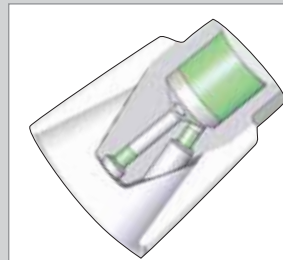


**STATIC HYDRO-EXCAVATION NOZZLE** (4000 psi)

Hydro-excavation is fast and effective in all geology types, capable of working at greater depths pneumatic systems.

ORDER #	PRESSURE	TEMP.	ORIFICE	INLET	WEIGHT
200049420	4000 PSI	212° F	2.0 - 35.0	1/2" FPT	.25 lb

- Ideal for areas with access issues.
- Safely remove contaminated materials.
- 50% faster than hand digging.
- Working depths up to 13 ft from ground level.
- Hardened stainless steel.



Internal view

### ST-51N ADJUSTABLE NOZZLE

*(high and low pressures)*

For use when high and low pressures are needed. For example, spraying cleaning agents with low pressure through an injector valve and then cleaning with high pressure.

ORDER #	PRESSURE	TEMP.	FLOW RATE	INLET	OUTLET	WEIGHT
200051530	3600 PSI	300° F	8 GPM	1/4" FNPT	1/4" FNPT	.36 lb

- Through twisting the plastic housing the high or low pressure operation is continuously adjustable.
- Dumps water around nozzle to lower pressure.
- Nozzle housing is made of a impact resistant plastic, manufactured of corrosion resistant material.

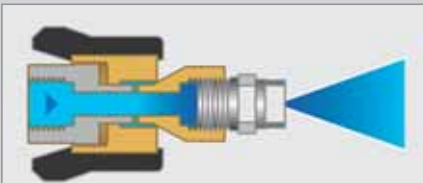


### ST-52 PRESSURE REGULATOR

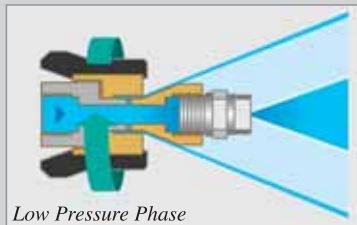
For use when high and low pressures are needed. For example, spraying cleaning agents with low pressure through an injector valve and then cleaning with high pressure.

ORDER #	PRESSURE	TEMP.	FLOW RATE	INLET	OUTLET	WEIGHT
200052500	3600 PSI	300° F	8 GPM	1/4" MPT	1/4" FPT	.36 lb

- Control pressure and volume.
- Made in Germany



High Pressure Phase



Low Pressure Phase



Scan QR code to watch a short demo

<https://www.youtube.com/watch?v=JeB42zSmEwo>

### ST-56 ROLL-OVER NOZZLE *(switch nozzles easily)*

Switch between two nozzles without stopping. Great for applying soap and then cleaning with high pressure. Popular at tunnel car washes.

ORDER #	PRESSURE	TEMP.	FLOW RATE	INLET	OUTLET	WEIGHT
200056500	3600 PSI	300° F	8 GPM	1/4" FNPT	1/4" FNPT	.51 lb

- Simply turn over the complete assembly or swivel lance and you have access to two different nozzles.
- Spray depends on nozzles used.
- Water sprays through one nozzle port at a time since a stainless steel ball covers the opposite port.

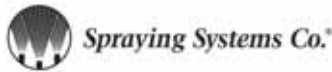


### ST-58 CHANGE-OVER VALVE *(stainless steel)*

ORDER #	PRESSURE	TEMP.	INLET	WEIGHT
200058600	5000 PSI	200° F	1/4" FPT	.85 lb

- Stainless steel
- No roll-over nozzle
- Corrosive resistant





### ADJUSTABLE WASHJET NOZZLE (0° to 80°)

For use when different spray patterns from 0° solid stream to 80° flat spray are needed. No need to switch out nozzle to achieve different spray patterns.

ORDER #	PRESSURE	TEMP.	ORIFICE	INLET	LENGTH	WEIGHT
239900035	3000 PSI	300° F	3.5	1/4" FNPT	1.875 in	.20 lb
239900040	3000 PSI	300° F	4.0	1/4" FNPT	1.875 in	.20 lb
239900045	3000 PSI	300° F	4.5	1/4" FNPT	1.875 in	.20 lb
239900055	3000 PSI	300° F	5.5	1/4" FNPT	1.875 in	.20 lb
239900200	3000 PSI	300° F	20.0	1/4" FNPT	1.875 in	.20 lb

- Quick and easy spray pattern adjustment from 0° solid stream to 80° flat spray with a simple twist of the nozzle head.
- Internal guide vane visual reference for spray alignment.
- Hardened stainless steel orifice for wear resistance and long life.
- Outer covering made of nylon for additional protection.
- Diameter: 1.1875"



### MULTI-REG NOZZLE (other orifice sizes)

For use when high and low pressures are needed and switching between a solid or a flat spray pattern without changing nozzle. Low pressure mode great for introduction of downstream chemicals.

ORDER #	PRESSURE	TEMP.	ORIFICE	INLET	LENGTH	WEIGHT
200059630	3200 PSI	300° F	3.0	1/4" FNPT	3.75 in	.34 lb
200059635	3200 PSI	300° F	3.5	1/4" FNPT	3.75 in	.34 lb
200059640	3200 PSI	300° F	4.0	1/4" FNPT	3.75 in	.34 lb
200059645	3200 PSI	300° F	4.5	1/4" FNPT	3.75 in	.34 lb
200059650	3200 PSI	300° F	5.0	1/4" FNPT	3.75 in	.34 lb
200059655	3200 PSI	300° F	5.5	1/4" FNPT	3.75 in	.34 lb
200059660	3200 PSI	300° F	6.0	1/4" FNPT	3.75 in	.34 lb

- Quick and easy spray pattern adjustment from 0° solid stream to 80° flat spray with a simple twist of the nozzle head.
- High/low feature allows for fast setting to high or low pressure mode.
- Stainless steel fins. Cover made of special heavy-duty glass-filled plastics.



• Diameter: 1.25"

**NEW!**




### MULTI-REG NOZZLE (high-low)

For use when high and low pressures are needed and switching between a solid or a flat spray pattern without changing nozzle. Low pressure mode great for introduction of downstream chemicals.

ORDER #	PRESSURE	TEMP.	ORIFICE	INLET	LENGTH	WEIGHT
200059920	3000 PSI	140° F	2.0	1/4" FNPT	4.25 in	.34 lb
200059935	3000 PSI	140° F	3.5	1/4" FNPT	4.25 in	.34 lb

- Quick and easy spray pattern adjustment from 0° solid stream to 80° flat spray with a simple twist of the nozzle head.
- High/low feature allows for fast setting to high or low pressure mode.
- Diameter: 1.25"

#### MULTI-REG SPRAY PATTERNS



- Stainless steel fins. Cover made of special heavy-duty glass-filled plastics.



# LANCES

All Suttner lance threads are rolled on providing consistent sealing that are four times the strength than regular cut threads.



pages  
27-35

LANCES





### ST-001 LANCES (stainless steel)

Suitable when using corrosive chemicals.

ORDER #	PRESSURE	TEMP.	LENGTH	INLET	OUTLET	WEIGHT	BOX QTY
070002008	6000 PSI	300° F	8 in	1/4" MNPT	1/4" MNPT	.18 lb	60
070003048	6000 PSI	300° F	12 in	1/4" MNPT	1/4" MNPT	.27 lb	50
070004572	6000 PSI	300° F	18 in	1/4" MNPT	1/4" MNPT	.40 lb	50
070006008	6000 PSI	300° F	24 in	1/4" MNPT	1/4" MNPT	.54 lb	50
070009008	6000 PSI	300° F	36 in	1/4" MNPT	1/4" MNPT	.80 lb	50
070012008	6000 PSI	300° F	47 in	1/4" MNPT	1/4" MNPT	1.04 lb	40
070005001	6000 PSI	300° F	20 in	1/8" MNPT	1/8" MNPT	.50 lb	50
070009004	7250 PSI	300° F	36 in	1/4" MNPT	1/4" MNPT	.80 lb	50

- Threads are rolled on providing consistent sealing and four times the strength than cut threads.



### ST-001 LANCE (stainless steel) w/ ST-2 LANCE INSULATOR

Insulator adjusts anywhere on lance for desired ergonomic position and can be removed.

ORDER #	PRESSURE	TEMP.	LENGTH	INLET	OUTLET	WEIGHT	BOX QTY
999072510	6000 PSI	300° F	36 in	1/4" MNPT	1/4" MNPT	1.10 lb	25

- Threads are rolled on providing consistent sealing and four times the strength than cut threads.



#070012002  
7300 PSI

### ST-002 MOLDED GRIP LANCES (stainless steel)

Suitable when using corrosive chemicals.

ORDER #	PRESSURE	TEMP.	LENGTH	INLET	OUTLET	WEIGHT	BOX QTY
070009009	6000 PSI	300° F	36 in	1/4" MNPT	1/4" MNPT	1.10 lb	20
070012009	6000 PSI	300° F	47 in	1/4" MNPT	1/4" MNPT	1.58 lb	20
070012002	7250 PSI	300° F	47 in	1/4" MNPT	1/4" MNPT	1.88 lb	20

- Comfort technology designed molded grip conforms to the curvature of the hand, allowing to comfortably change positions.
- Linear aeration provides continuous air flow between hand and exclusive Suttner "star shaped" grip.
- Grip is directly molded on to lance providing protection and strength.
- Favorite molded grip lance design in the industry.
- Threads are rolled on providing consistent sealing and four times the strength than cut threads.

FOOD GRADE

28 inch

20 inch

### ST-129 LANCE (1/4" female outlet threads)

ORDER #	PRESSURE	TEMP.	LENGTH	INLET	OUTLET	WEIGHT	BOX QTY
200129140	5800 PSI	302° F	20 in	1/4" MNPT	1/4" FNPT	.9 lb	—
200129145	5800 PSI	302° F	28 in	1/4" MNPT	1/4" FNPT	1.25 lb	—

- Threads are rolled on providing consistent sealing and four times the strength than cut threads.
- Female outlet.
- Grip is directly molded on to lance providing protection and strength.
- Ergonomic shape.
- 300 MM insulation.

### ST-3600 LANCES *(stainless steel)*

This **8700 PSI** rated stainless steel lance is the perfect fit for the ST-3600 spray gun. The stainless steel construction is ideal for chemical applications.

ORDER #	PRESSURE	TEMP.	LENGTH	INLET	OUTLET	WEIGHT	BOX QTY
203600400	8700 PSI	300° F	20 in	1/2" MNPT	1/4" FNPT	2.35 lb	—
203600402	8700 PSI	300° F	40 in	1/2" MNPT	1/4" FNPT	3.00 lb	—

- Threads are rolled on providing consistent sealing and four times the strength than cut threads.
- Adjustable handle.
- Chemical resistant.
- Two different lengths available.



### ST-003 LANCES *(nickel chrome plated steel)*

Suitable when using corrosive chemicals. Our most popular lances for cold or hot water applications.

ORDER #	PRESSURE	TEMP.	LENGTH	INLET	OUTLET	WEIGHT	BOX QTY
070000025	6000 PSI	300° F	12 in	1/4" MNPT	1/4" MNPT	.34 lb	100
070000026	6000 PSI	300° F	18 in	1/4" MNPT	1/4" MNPT	.46 lb	100
070000040	6000 PSI	300° F	24 in	1/4" MNPT	1/4" MNPT	.64 lb	50
070000055	6000 PSI	300° F	36 in	1/4" MNPT	1/4" MNPT	.96 lb	50
070000070	6000 PSI	300° F	47 in	1/4" MNPT	1/4" MNPT	1.28 lb	40
070000080	6000 PSI	300° F	60 in	1/4" MNPT	1/4" MNPT	1.58 lb	40
070000090	6000 PSI	300° F	79 in	1/4" MNPT	1/4" MNPT	2.17 lb	40

- Nickel chrome plated steel to prevent rusting.
- Threads are rolled on providing consistent sealing and four times the strength of cut threads.



### ST-007 MOLDED GRIP LANCES *(nickel chrome plated steel)*

Suitable when using corrosive chemicals. Our most popular lances for cold or hot water applications.


ORDER #	PRESSURE	TEMP.	LENGTH	INLET	OUTLET	WEIGHT	BOX QTY
070000330	6000 PSI	300° F	12 in	1/4" MNPT	1/4" MNPT	.65 lb	40
070000240	6000 PSI	300° F	18 in	1/4" MNPT	1/4" MNPT	.90 lb	40
070000260	6000 PSI	300° F	18 in	1/4" MNPT	1/8" FNPT	.88 lb	40
070000180	6000 PSI	300° F	24 in	1/4" MNPT	1/4" MNPT	.95 lb	30
070000470	6000 PSI	300° F	36 in	1/4" MNPT	1/4" MNPT	1.28 lb	30
070000210	6000 PSI	300° F	47 in	1/4" MNPT	1/4" MNPT	1.84 lb	20
070000220	6000 PSI	300° F	60 in	1/4" MNPT	1/4" MNPT	2.14 lb	20
070000230	6000 PSI	300° F	79 in	1/4" MNPT	1/4" MNPT	2.70 lb	20
079600470	6000 PSI	300° F	36 in	1/4" MNPT	1/4" MNPT	1.60 lb	—

- Threads are rolled on providing consistent sealing and four times the strength than cut threads.
- Comfort technology designed molded grip conforms to the curvature of the hand, allowing to comfortably change positions and work longer hours.
- Grip is directly molded on to lance providing protection and strength.



#070000260 1/8" female outlet ideal for carwashes

- Linear aeration provides continuous air flow between hand and exclusive Suttner "star-shaped" grip.



#079600470 (comes with side handle)

24" & 36"

47" - 79"  
(comes with 2 vented grips)



## ST-009L VENTED GRIP LANCES

(nickel chrome plated steel)

Suitable when using corrosive chemicals.

Our most popular lances for cold or hot water applications.

ORDER #	PRESSURE	TEMP.	LENGTH	INLET	OUTLET	WEIGHT	BOX QTY
200009506	6000 PSI	300° F	24 in	1/4" MNPT	1/4" MNPT	1.08 lb	10
200009509	6000 PSI	300° F	36 in	1/4" MNPT	1/4" MNPT	1.46 lb	10
200009512	6000 PSI	300° F	47 in	1/4" MNPT	1/4" MNPT	2.20 lb	10
200009515	6000 PSI	300° F	60 in	1/4" MNPT	1/4" MNPT	2.42 lb	10
200009519	6000 PSI	300° F	79 in	1/4" MNPT	1/4" MNPT	2.94 lb	10

- Vented grip easily adjusts anywhere on lance for anyone's desired ergonomic position.
- Comes with ST-004 nozzle protector. (page 19)
- Vented grip allows heat to dissipate providing a cooler handle.
- Threads are rolled on providing consistent sealing and four times the strength than cut threads.




## LANCE BENDER (stainless steel)

Stainless steel lance bender for 1/4" lances.

ORDER #	MATERIAL	SIZE	WEIGHT
040003600	Stainless Steel	1/4" Lances	.60 lb

- Saves time and money.
- Great for service trucks.
- Add 15° bend to your own lances.



Scan QR code to watch a short demo

[www.youtube.com/watch?v=5GvPLgE\\_7b4](http://www.youtube.com/watch?v=5GvPLgE_7b4)



### ALSO AVAILABLE:

**15° Bend Available On All Lances**

- Added charge for bend.
- When placing order to bend, add "B" to end of part number. (example: 070000470B)

## FLEX WAND (galvanized)

Popular car wash choice and for hard to reach applications.

ORDER #	PRESSURE	TEMP.	LENGTH	INLET	OUTLET	WEIGHT
900000080	2250 PSI	200° F	18 in	1/4" MNPT	1/4" MNPT x 1/8" FNPT	.89 lb

- Flexes 180° and returns if pulled or driven over.
- Prevents broken lances.
- Easily fits gun tube in car wash bays.
- Threads are rolled on providing consistent sealing and four times the strength than cut threads.



### ST-85 PUSH/PULL LANCES *(hard to reach areas)*

Hard to reach applications, such as gutters, underneath fender walls, truck bellies and heavy equipment. Lance angles from 20° to 90°.

ORDER #	PRESSURE	TEMP.	LENGTH	INLET	OUTLET	WEIGHT	BOX QTY
200085710	3050 PSI	300° F	33 in	1/4" FNPT	1/4" FNPT	2.22 lb	—
200085712	3050 PSI	300° F	33 in	1/4" FNPT	1/4" FNPT	2.42 lb	—

- Vented grip can be adjusted to make the lance angle from 20° up to 90°.
- Cleans hard to reach areas easier saving time and money.
- Side Handle can mount on left or right side of lance.



cleaning gutters

cleaning fender wells

**ALSO AVAILABLE:  
In longer sizes**



#200085710  
(no handle)

#200085712  
(w/ side handle  
attaches to either side)

20° angle to  
90° angle



Scan QR code to  
watch a short demo

[www.youtube.com/watch?v=mYIVRfqPWoQ](http://www.youtube.com/watch?v=mYIVRfqPWoQ)

### ST-357 TWIN TURBO NOZZLE LANCES

*(stainless steel)*

The increased tearing action of the rotating spray is ideal for hard surface applications, such as concrete graffiti cleaning or caked mud on heavy equipment.

ORDER #	PRESSURE	TEMP.	LENGTH	INLET	ORIFICE	WEIGHT	NOZZLE REPAIR KIT
999357530	3625 PSI	190° F	42 in	1/4" MNPT	2 x 3.0	2.68 lb	200357130
999357535	3625 PSI	190° F	42 in	1/4" MNPT	2 x 3.5	2.68 lb	200357135
999357540	3625 PSI	190° F	42 in	1/4" MNPT	2 x 4.0	2.68 lb	200357140
999357545	3625 PSI	190° F	42 in	1/4" MNPT	2 x 4.5	2.68 lb	200357145
999357550	3625 PSI	190° F	42 in	1/4" MNPT	2 x 5.0	2.68 lb	200357150
999357555	3625 PSI	190° F	42 in	1/4" MNPT	2 x 5.5	2.68 lb	200357155
999357560	3625 PSI	190° F	42 in	1/4" MNPT	2 x 6.0	2.68 lb	200357160
999357570	3625 PSI	190° F	42 in	1/4" MNPT	2 x 7.0	2.68 lb	200357170
999357580	3625 PSI	190° F	42 in	1/4" MNPT	2 x 8.0	2.68 lb	200357180
999357590	3625 PSI	190° F	42 in	1/4" MNPT	2 x 9.0	2.68 lb	200357190
999357510	3625 PSI	190° F	42 in	1/4" MNPT	2 x 10.0	2.68 lb	200357110

- Increases cleaning efficiency by as much as 375%.
- The 0° rotation creates a cleaning and tearing action.
- The two turbo nozzles cover twice the amount of surface area resulting in saving time and money.

**3625 PSI**



**5070 PSI**



### ST-456 TWIN TURBO NOZZLE LANCES

*(stainless steel)*

The increased tearing action of the rotating spray is ideal for hard surface applications, such as concrete graffiti cleaning or caked mud on heavy equipment.

ORDER #	PRESSURE	TEMP.	LENGTH	INLET	ORIFICE	WEIGHT	NOZZLE REPAIR KIT
999456530	5070 PSI	200° F	42 in	1/4" MNPT	2 x 3.0	3.20 lb	200456130
999456535	5070 PSI	200° F	42 in	1/4" MNPT	2 x 3.5	3.20 lb	200456135
999456540	5070 PSI	200° F	42 in	1/4" MNPT	2 x 4.0	3.20 lb	200456140
999456545	5070 PSI	200° F	42 in	1/4" MNPT	2 x 4.5	3.20 lb	200456145
999456550	5070 PSI	200° F	42 in	1/4" MNPT	2 x 5.0	3.20 lb	200456150
999456555	5070 PSI	200° F	42 in	1/4" MNPT	2 x 5.5	3.20 lb	200456155
999456560	5070 PSI	200° F	42 in	1/4" MNPT	2 x 6.0	3.20 lb	200456160
999456570	5070 PSI	200° F	42 in	1/4" MNPT	2 x 7.0	3.20 lb	200456170
999456580	5070 PSI	200° F	42 in	1/4" MNPT	2 x 8.0	3.20 lb	200456180

- Increases cleaning efficiency by as much as 375%.
- The 0° rotation creates a cleaning and tearing action.
- The two turbo nozzles cover twice the amount of surface area resulting in saving time and money.

### ST-457 TWIN TURBO NOZZLE LANCES

*(stainless steel)*

The increased tearing action of the rotating spray is ideal for hard surface applications, such as concrete graffiti cleaning or caked mud on heavy equipment.

ORDER #	PRESSURE	TEMP.	LENGTH	INLET	ORIFICE	WEIGHT	NOZZLE REPAIR KIT
999457530	6000 PSI	212° F	42 in	1/4" MNPT	2 x 3.0	4.28 lb	200457130
999457535	6000 PSI	212° F	42 in	1/4" MNPT	2 x 3.5	4.28 lb	200457135
999457540	6000 PSI	212° F	42 in	1/4" MNPT	2 x 4.0	4.28 lb	200457140
999457545	6000 PSI	212° F	42 in	1/4" MNPT	2 x 4.5	4.28 lb	200457145
999457550	6000 PSI	212° F	42 in	1/4" MNPT	2 x 5.0	4.28 lb	200457150
999457555	6000 PSI	212° F	42 in	1/4" MNPT	2 x 5.5	4.28 lb	200457155
999457560	6000 PSI	212° F	42 in	1/4" MNPT	2 x 6.0	4.28 lb	200457160
999457570	6000 PSI	212° F	42 in	1/4" MNPT	2 x 7.0	4.28 lb	200457170
999457580	6000 PSI	212° F	42 in	1/4" MNPT	2 x 8.0	4.28 lb	200457180
999457590	6000 PSI	212° F	42 in	1/4" MNPT	2 x 9.0	4.28 lb	200457190
999457510	6000 PSI	212° F	42 in	1/4" MNPT	2 x 10.0	4.28 lb	200457110

- Increases cleaning efficiency by as much as 375%.
- The 0° rotation creates a cleaning and tearing action.
- The two turbo nozzles cover twice the amount of surface area resulting in saving time and money.

**6000 PSI**



### ST-53 DUAL LANCES *(plated steel)*

For use when high and low pressures are needed. For example, spraying cleaning agents with low pressure through an injector valve and then cleaning with high pressure.

ORDER #	PRESSURE	TEMP.	LENGTH	INLET	PRESSURE OUTLET	NOZZLE	WEIGHT	BOX QTY
200053500	3625 PSI	300° F	38 in	1/4" MNPT	1/4" F x 1/4" Soap	65° x 30.0	2.72 lb	30
200053565	3625 PSI	300° F	72 in	1/4" MNPT	1/4" F x 1/4" Soap	65° x 30.0	5.50 lb	30

- High or low pressure operation is controlled by twisting the valve knob.
  - Threads are rolled on providing consistent sealing and four times the strength than cut threads.
- Repair Kits:** Knob Assembly #120000005  
Complete Valve Kit #120000010
- NOTE:**  
No bend in the 72 inch dual lance



## ST-54 DUAL LANCES (plated steel)

For use when high and low pressures are needed. For example, spraying cleaning agents with low pressure through an injector valve and then cleaning with high pressure.

ORDER #	PRESSURE	TEMP.	LENGTH	INLET	PRESSURE OUTLET	NOZZLE	WEIGHT	BOX QTY
200054500	4500 PSI	300° F	38 in	1/4" MNPT	1/4" F x 1/4" Soap	65° x 30.0	2.72 lb	12
200054503	4500 PSI	300° F	38 in	1/4" MNPT	1/4" F x 1/4" Soap	65° x 30.0	2.72 lb	12
200054501	4500 PSI	300° F	38 in	1/4" MNPT	1/4" F x 1/4" Soap	65° x 40.0	2.72 lb	12
200054530	4500 PSI	300° F	47 in	1/4" MNPT	1/4" F x 1/4" Soap	65° x 30.0	3.40 lb	12
200054531	4500 PSI	300° F	47 in	1/4" MNPT	1/4" F x 1/4" Soap	65° x 30.0	3.40 lb	12
200054565	4500 PSI	300° F	72 in	1/4" MNPT	1/4" F x 1/4" Soap	65° x 30.0	5.50 lb	12

- High or low pressure operation is controlled by twisting the side handle.
- The side handle helps manage the lance with ease for longer working periods.
- Threads are rolled on providing consistent sealing and four times the strength than cut threads.

**Repair Kits:** Handle Assembly #200054450  
Complete Valve Kit #200054492

**NOTE:**  
No bend in the 72 inch dual lance



ST-54 Dual Lance #200054503 (nozzle protectors not included)



ST-54 Dual Lance #200054531 (nozzle protectors not included)



## ST-54 DUAL LANCES (plated steel)

For use when high and low pressures are needed. For example, spraying cleaning agents with low pressure through an injector valve and then cleaning with high pressure.

ORDER #	PRESSURE	TEMP.	LENGTH	INLET	PRESSURE OUTLET	NOZZLE	WEIGHT	BOX QTY
200054800	4500 PSI	300° F	38 in	1/4" MNPT	1/4" F x 1/4" Soap	65° x 30.0	2.72 lb	30

- High or low pressure operation is controlled by twisting the side handle.
- The side handle helps manage the lance with ease for longer working periods.
- Threads are rolled on providing consistent sealing and four times the strength than cut threads.

**Repair Kits:** Handle Assembly #200054450  
Complete Valve Kit #200054492



### ST-154 DUAL LANCES *(high psi, stainless steel)*

For use when extreme high and low pressures are needed. For example, spraying cleaning agents with low pressure through an injector valve and then cleaning with high pressure or switching to chemicals during high pressure cleaning.

ORDER #	PRESSURE	TEMP.	LENGTH	INLET	PRESSURE OUTLET	NOZZLE	WEIGHT	BOX QTY
200154500	7250 PSI	300° F	38 in	1/4" MNPT	1/4" F x 1/4" Soap	65° x 30.0	2.62 lb	—
200154550	7250 PSI	300° F	51 in	1/4" MNPT	1/4" F x 1/4" Soap	65° x 30.0	3.46 lb	—

- High or low pressure operation is controlled by twisting the side handle.
- Lance is equipped with a 65° x 30.0 brass soap nozzle.
- Side handle helps manage the lance with ease for longer working periods.

**Repair Kits:** Handle Assembly #200154400  
Complete Valve Kit #200154490

- Threads are rolled on providing consistent sealing and four times the strength than cut threads.



Spray Gun Included

### LONGCAST LANCE & GUN ASSEMBLY


*(long range, high volume)*

The side handle grip makes an effortless adjustment of the water jet during operation possible. A long casting point jet or a progressive cone like spray jet can be set.

ORDER #	PRESSURE	TEMP.	LENGTH	INLET	FLOW RATE	WEIGHT
500200520	200-850 PSI	300° F	38 in	1/2" FNPT	5-29 GPM	2.82 lb

**Repair Kit:** #202620490

- Vented grip lance.
- Comfort grip handle moves effortlessly to adjust desired spray pattern.
- 8 different nozzle sizes available.



backward position for a long distant jet



forward position for a cone spray pattern



Great for cleaning heavy equipment



Scan QR code to watch a short demo


[www.youtube.com/watch?v=9qGcOJGFHkg](http://www.youtube.com/watch?v=9qGcOJGFHkg)



Sizes marked on nozzle

#### ALSO AVAILABLE: Longcast Nozzles (not included with lance)

ORDER #	ORIFICE
500200112	1.2
500200115	1.5
500200120	2.0
500200123	2.3
500200125	2.5
500200130	3.0
500200135	3.5
500200170	7.0



Nozzle sizes



### ST-2 LANCE INSULATOR

Insulates a bare lance and conforms to the curvature of the hand allowing for longer working hours.

ORDER #	TEMP.	LENGTH	WEIGHT	BOX QTY
200002510	300° F	12 in	.28 lb	50

- Easily adjusts anywhere on lance for anyone's desired ergonomic position.
- Durable hardened plastic.



### ST-009 LANCE HANDLES

Helps manage the lance with ease and work longer hours.

ORDER #	DESCRIPTION	WEIGHT	BOX QTY
200009600	Secures to any 1/4" lance	.28 lb	200
200009700	Secures to molded grip	.28 lb	—

- 200009600 easily adjusts anywhere on a 1/4" metal lance for anyone's desired ergonomic position.
- 200009700 easily adjusts anywhere on a Suttner molded grip for anyone's desired ergonomic position.
- Hand fits comfortably and secure around "star shaped" grip.



### ST-9 & ST-9H VENTED LANCE GRIPS

Ideal for hot water applications.

ORDER #	DESCRIPTION	LENGTH	WEIGHT	BOX QTY
200009510	Vented grip	15 in	.38 lb	100
200009520	Vented grip w/ side handle	15 in	.62 lb	100

- Vented grip allows heat to dissipate providing a cooler handle.
- Easily adjusts anywhere on lance for anyone's desired ergonomic position.



### NOZZLE HOLDER (for 1/4" lance)

Easy access to nozzles

ORDER #	MATERIAL	TEMP.	WEIGHT
020002515	Soft durable polymer	140° F	.10 lb

- Holds 4 of your most commonly used 1/4" Quick Connect nozzles for quick and easy access.



Slides over 1/4" lance



## INFORMATION ON SHIPPING LANCES

Boxes longer than 48 inches will be assessed an additional handling charge by UPS.

\*To avoid excessive shipping charges on lance orders, a minimum quantity of 10 needs to be ordered. Multiple sizes may be combined.

# CONNECTIONS

Suttner America provides a variety of connections from Quick Connect socket & plugs, for when frequent exchange is needed, to Screw Couplers & Nipples that make exchanging components easy just by hand tightening. All made from high quality materials.



pages  
36-43

CONNECTIONS



### 45-ST Q.C. BRASS SOCKETS *(quick change)*

Couplers are used anywhere high pressure connections are frequently connected and disconnected. Ideal for quick change of quick nozzles and spray guns.

ORDER #	EATON #	PRESSURE	DESCRIPTION	O-RING	BOX QTY	WEIGHT
200045700	2S-15	5500 PSI	1/4" MNPT Socket	Buna	200	.16 lb
200045710	2S-16	5500 PSI	1/4" FNPT Socket	Buna	200	.18 lb
200045720	3S-20	4200 PSI	3/8" MNPT Socket	Buna	125	.24 lb
200045730	3S-21	4200 PSI	3/8" FNPT Socket	Buna	125	.26 lb
200045750M	4-S25	3500 PSI	1/2" MNPT Socket	Buna	75	.34 lb
200045750	4S-26	3500 PSI	1/2" FNPT Socket	Buna	75	.40 lb
200045760	6S-31	2100 PSI	3/4" FNPT Socket	Buna	—	.64 lb

- Knurling on socket sleeve helps to grip ball lock.
- Eaton quick couplers are the original, invented in 1915 and are still the number one name for quality couplers.
- Interchanges easily with Suttner products and other major brands.



Comparable rated components must be used together

### ECONOMY Q.C. BRASS SOCKETS *(quick change)*

ORDER #	PRESSURE	DESCRIPTION	O-RING	BOX QTY	WEIGHT
200045701	5500 PSI	1/4" MNPT Socket	Buna	10	.16 lb
200045711	5500 PSI	1/4" FNPT Socket	Buna	10	.18 lb
200045721	4200 PSI	3/8" MNPT Socket	Buna	10	.24 lb
200045731	4200 PSI	3/8" FNPT Socket	Buna	10	.26 lb

- Knurling on socket sleeve helps to grip ball lock.
- Interchanges easily with Suttner products and other major brands.



Comparable rated components must be used together

### Q.C. STAINLESS STEEL SOCKETS *(303 stainless steel)*

Couplers are used anywhere high pressure connections are frequently connected and disconnected. Ideal for quick change of quick nozzles and spray guns.

ORDER #	EATON #	PRESSURE	DESCRIPTION	O-RING	BOX QTY	WEIGHT
20SS45700	LL2-S15	7500 PSI	1/4" MNPT Socket	Buna	200	.22 lb
20SS45710	LL2-S16	7500 PSI	1/4" FNPT Socket	Buna	200	.16 lb
20SS45720	LL3-S20	6300 PSI	3/8" MNPT Socket	Buna	125	.22 lb
20SS45730	LL3-S21	6300 PSI	3/8" FNPT Socket	Buna	125	.24 lb
20SS45745	LL4-S26	3600 PSI	1/2" MNPT Socket	Buna	75	.32 lb
20SS45750	LL4-S25	3600 PSI	1/2" FNPT Socket	Buna	75	.35 lb


- Knurling on socket sleeve helps to grip ball lock.
- Eaton quick couplers are the original, invented in 1915 and are still the number one name for quality couplers.
- Interchanges easily with Suttner products and other major brands.



Comparable rated components must be used together

### SOCKET REPLACEMENT O-RINGS

ORDER #	DESCRIPTION	TEMP.	BAG QTY	ORDER #	DESCRIPTION	TEMP.	BAG QTY
A 900000210	1/4" Buna O-ring	250° F	100	D 900000211	3/8" Buna O-ring	250° F	100
B 900000200	1/4" EPDM O-ring	300° F	100	E 900000201	3/8" EPDM O-ring	300° F	100
C 900000202	1/4" Silicon O-ring	400° F	100	F 900000203	3/8" Silicon O-ring	400° F	100





**46-ST Q.C. PLUGS** (plated steel)

ORDER #	EATON #	PRESSURE	DESCRIPTION	BAG QTY.	WEIGHT
100000140	2T-15	5500 PSI	1/4" MNPT Plug	25	.06 lb
100000150	2T-16	5500 PSI	1/4" FNPT Plug	25	.06 lb
100000160	3T-20	4200 PSI	3/8" MNPT Plug	25	.08 lb
100000170	3T-21	4200 PSI	3/8" FNPT Plug	25	.12 lb
100000180	4T-25	3500 PSI	1/2" MNPT Plug	25	.14 lb
100000190	4T-26	3500 PSI	1/2" FNPT Plug	25	.18 lb

*Comparable rated components must be used together*



**ECONOMY Q.C. PLUGS** (plated steel)

ORDER #	PRESSURE	DESCRIPTION	BAG QTY.	WEIGHT
100000141	5500 PSI	1/4" MNPT Plug	25	.06 lb
100000151	5500 PSI	1/4" FNPT Plug	25	.06 lb
100000161	4200 PSI	3/8" MNPT Plug	25	.08 lb
100000171	4200 PSI	3/8" FNPT Plug	25	.12 lb

*Comparable rated components must be used together*



**Q.C. PLUGS** (brass)

ORDER #	EATON #	PRESSURE	DESCRIPTION	BAG QTY.	WEIGHT
1000BR140	B2T-15	5200 PSI	1/4" MNPT Plug	25	.06 lb
1000BR150	B2T-16	5200 PSI	1/4" FNPT Plug	25	.07 lb
1000BR160	B3T-20	2800 PSI	3/8" MNPT Plug	25	.08 lb
1000BR170	B3T-21	2800 PSI	3/8" FNPT Plug	25	.10 lb
1000BR200	B6T-30	1700 PSI	3/4" MNPT Plug	25	.25 lb
1000BR210	B6T-31	1700 PSI	3/4" FNPT Plug	25	.24 lb

*Comparable rated components must be used together*



**Q.C. PLUGS** (303 stainless steel)

ORDER #	EATON #	PRESSURE	DESCRIPTION	BAG QTY.	WEIGHT
1000SS140	LL2-T15	7500 PSI	1/4" MNPT Plug	25	.06 lb
1000SS150	LL2-T16	7500 PSI	1/4" FNPT Plug	25	.06 lb
1000SS160	LL3-T20	6300 PSI	3/8" MNPT Plug	25	.08 lb
1000SS170	LL4-T21	6300 PSI	3/8" FNPT Plug	25	.12 lb
1000SS180	LL4-T25	3600 PSI	1/2" MNPT Plug	25	.16 lb
1000SS190	LL4-T26	3600 PSI	1/2" FNPT Plug	25	.18 lb

*Comparable rated components must be used together*



**Q.C. PLUGS** (416 stainless steel)

ORDER #	EATON #	PRESSURE	DESCRIPTION	BAG QTY.	WEIGHT
100SSS160	HL3T-20	6300 PSI	3/8" MNPT Plug	25	.08 lb
100SSS170	HL3T-21	6300 PSI	3/8" FNPT Plug	25	.10 lb

• Heat treated and hardened.

*Comparable rated components must be used together*



## TWO-WAY CHECK VALVE SOCKETS *(quick change)*

ORDER #	EATON #	PRESSURE	DESCRIPTION	MATERIAL	WEIGHT
20TWBR710	B2H16-192	2700 PSI	1/4" FNPT Socket	Brass	.30 lb
20TWBR730	B3H-21	2200 PSI	3/8" FNPT Socket	Brass	.44 lb
20TWSS730	LL3-H21	3700 PSI	3/8" FNPT Socket	303 Stainless	.42 lb

- O-ring: EPDM



## TWO-WAY CHECK VALVE PLUGS *(quick change)*

ORDER #	EATON #	PRESSURE	DESCRIPTION	MATERIAL	WEIGHT
10TWBR150	B2K16-192	2700 PSI	1/4" FNPT Plug	Brass	.30 lb
10TWBR170	B3K-21	2200 PSI	3/8" FNPT Plug	Brass	.44 lb
10TWSS150	LL2H16-192	3700 PSI	1/4" FNPT Plug	303 Stainless	.42 lb
10TWSS170	LL3-K21	3700 PSI	3/8" FNPT Plug	303 Stainless	.44 lb

- O-ring: EPDM




**Comparable rated components must be used together**

## ST-301 SWIVEL COUPLINGS *(long life)*

Professional spray gun swivel. Redesigned with the addition of a side bearing that increases swivel life by as much as **TEN TIMES**.

ORDER #	PRESSURE	TEMP.	FLOW RATE	INLET	OUTLET	BOX QTY	WEIGHT
200301025	5000 PSI	300° F	12 GPM	3/8" MNPT	3/8" FNPT	100	.29 lb
200301030	5000 PSI	300° F	12 GPM	3/8" FNPT	3/8" FNPT	100	.27 lb

- Nickel plated, stainless steel internal.
- Double PTFE slide rings for easy movement.
- High performance plastic axial and radial slide bearing.
- Bearing material: PTFE/Bronze
- RPM: 30



## ST-310 SWIVEL COUPLING *(stainless steel)*

Perfect for hose connection to trigger guns, booms, etc. Prevents hose from tangling or twisting.

ORDER #	PRESSURE	TEMP.	FLOW RATE	INLET	OUTLET	BOX QTY	WEIGHT
200310050	5000 PSI	300° F	12 GPM	3/8" MNPT	3/8" FNPT	100	.20 lb

- Extends the life of your hose.
- Double PTFE slide rings for easy movement.
- Bearing material: PTFE
- Axial and radial slide bearing.
- RPM: 30





### ST-311 SWIVEL COUPLING *(stainless steel)*

Perfect for hose connection to trigger guns, booms, etc.  
Prevents hose from tangling or twisting.

ORDER #	PRESSURE	TEMP.	FLOW RATE	INLET	OUTLET	BOX QTY	WEIGHT
200311050	5000 PSI	300° F	12 GPM	3/8" FNPT	1/4" FNPT	100	.20 lb

- Extends the life of your hose.
- Double PTFE slide rings for easy movement.
- Bearing material: PTFE
- Axial and radial slide bearing.
- RPM: 30



### ST-320 ELBOW SWIVELS *(stainless steel)*

Elbow swivel with ring as sealing element.  
Great for car wash booms and hose reels.

ORDER #	PRESSURE	TEMP.	FLOW RATE	SIZE	BAG QTY	WEIGHT
200320510	5800 PSI	212° F	12 GPM	3/8" FNPT x 3/8" MNPT	10	.40 lb
200320555	5800 PSI	212° F	12 GPM	1/4" FNPT x 1/4" MNPT	10	.40 lb

- RPM: 30



### ST-321 90° ELBOW SWIVEL *(brass & stainless steel)*

For car wash booms and hose reels.

ORDER #	PRESSURE	TEMP.	FLOW RATE	SIZE	BOX QTY	WEIGHT
200321510	5000 PSI	212° F	10 GPM	3/8" FNPT x 1/2" FNPT	50	.90 lb

- RPM: 30



### ST-322 ELBOW SWIVELS *(high flow)*

High Flow stainless steel elbow swivel for use in hose reels or rotating booms.

ORDER #	PRESSURE	TEMP.	FLOW RATE	SIZE	BOX QTY	WEIGHT
200322550	5800 PSI	212° F	26 GPM	3/8" MNPT x 3/8" FNPT	10	.90 lb
200322555	4500 PSI	212° F	26 GPM	3/8" MNPT x 1/2" FNPT	10	.92 lb
200322560	4500 PSI	212° F	26 GPM	1/2" MNPT x 1/2" FNPT	10	.94 lb

- High end sealing package.
- Stainless steel
- RPM: 30

#200340025  
Stainless Steel



#200340515  
Brass

### ST-340 SWIVEL COUPLINGS *(high flow)*

1/2" live swivel is perfect for connecting to trigger, booms, etc.

ORDER #	PRESSURE	TEMP.	FLOW RATE	INLET	OUTLET	BOX QTY	WEIGHT
200340515	3200 PSI	212° F	42 GPM	1/2" MNPT	1/2" FNPT	30	.25 lb
200340025	3200 PSI	212° F	42 GPM	1/2" MNPT	1/2" FNPT	30	.25 lb

- Stainless steel & brass versions.
- Double PTFE slide rings for easy movement.
- Bearing material: PTFE
- RPM: 30

### EASYWASH SWIVELS *(stainless steel)*

Swivels applicable to high pressure spray guns and hose connections, ceiling booms as well as self-serve car wash.

ORDER #	PRESSURE	TEMP	SIZE	BOX QTY	WEIGHT
562391600	4000 PSI	300° F	1/4" MNPT x 1/4" FNPT	25	.30 lb
562391605	4000 PSI	300° F	1/4" MNPT x 3/8" FNPT	25	.30 lb
562391610	4000 PSI	300° F	3/8" MNPT x 1/4" FNPT	25	.30 lb
562391615	4000 PSI	300° F	3/8" MNPT x 3/8" FNPT	25	.35 lb
562391620	4000 PSI	300° F	1/4" FNPT x 1/4" FNPT	25	.40 lb
562391625	4000 PSI	300° F	3/8" FNPT x 3/8" FNPT	25	.40 lb
562391630	4000 PSI	300° F	1/4" FNPT x M18 MNPT	25	.40 lb

- Maintenance free.




### ST-40 SCREW COUPLINGS *(brass/plated steel)*

Used anywhere high pressure connections are frequently connected and disconnected. Exchanging different lance, hose and spray gun versions are simple and easy just by hand tightening.

	ORDER #	PRESSURE	TEMP	YOKE/I.D.	INLET	OUTLET	BOX QTY	WEIGHT
<b>A</b>	200040800	5800 PSI	300° F	M14	1/4" FNPT	M22	200	.24 lb
<b>B</b>	200040810	5800 PSI	300° F	M14	1/4" MNPT	M22	200	.22 lb
<b>C</b>	200040820	5800 PSI	300° F	M14	3/8" FNPT	M22	200	.22 lb
<b>D</b>	200040830	5800 PSI	300° F	M14	3/8" MNPT	M22	200	.20 lb
<b>E</b>	200040840	5800 PSI	300° F	M14	1/2" FNPT	M22	200	.24 lb
<b>F</b>	200040850	5800 PSI	300° F	M14	1/2" MNPT	M22	200	.22 lb
<b>G</b>	200040310	5800 PSI	300° F	<b>M15</b>	3/8" FNPT	M22	200	.22 lb

**H 050000120 Replacement O-ring**

- These couplers allow connection of male or female M22 (European-style) fittings 1/4," 3/8" and 1/2" pipe threads as shown.
- Available in M14 and M15 yoke.
- O-ring: Viton



**Comparable rated components must be used together**



### ST-40 SCREW COUPLINGS *(stainless steel)*

7250 PSI screw couplings, ideal for connections that have to be changed. Multiple versions to meet all of the connections applications.

	ORDER #	PRESSURE	TEMP	YOKE/I.D.	INLET	OUTLET	BAG QTY	WEIGHT
<b>A</b>	200040900	7250 PSI	300° F	M14	1/4" FNPT	M22	10	.24 lb
<b>B</b>	200040910	7250 PSI	300° F	M14	1/4" MNPT	M22	10	.22 lb
<b>C</b>	200040930	7250 PSI	300° F	M14	3/8" MNPT	M22	10	.22 lb
<b>D</b>	200040940	7250 PSI	300° F	M14	3/8" FNPT	M22	10	.20 lb

- Allow connection of male and female M22 fitting and 1/4" & 3/8" pipe thread applications.
  - Stainless steel construction for chemical & food applications.
- O-ring: #050000120**

**Comparable rated components must be used together**





### ST-41 SCREW NIPPLES (brass)

5800 PSI screw nipples, ideal for connections that have to be changed. Multiple versions to meet all of the connections applications.

ORDER #	PRESSURE	TEMP.	YOKE/I.D.	INLET	OUTLET	BAG QTY	WEIGHT
<b>A</b> 010000561	5800 PSI	300° F	M14	1/4" FNPT	M22	10	.12 lb
<b>B</b> 080056525	5800 PSI	300° F	M14	1/4" FNPT	M22	10	.14 lb
<b>C</b> 010000562	5800 PSI	300° F	M14	1/4" MNPT	M22	10	.10 lb
<b>D</b> 010000563	5800 PSI	300° F	M14	3/8" FNPT	M22	10	.10 lb
<b>E</b> 010000564	5800 PSI	300° F	M14	3/8" MNPT	M22	10	.10 lb
<b>F</b> 010000565	5800 PSI	300° F	M14	1/2" FNPT	M22	10	.12 lb
<b>G</b> 010000566	5800 PSI	300° F	M14	1/2" MNPT	M22	10	.12 lb
<b>H</b> 010000567	5800 PSI	300° F	---	1/4" QC Plug	M22	10	.10 lb
<b>I</b> 010002110	5800 PSI	300° F	<b>M15</b>	1/4" FNPT	M22	10	.10 lb
<b>J</b> 010002120	5800 PSI	300° F	<b>M15</b>	3/8" FNPT	M22	10	.10 lb

- Allow connection of male and female 1/4", 3/8" & 1/2" pipe thread applications.

*Comparable rated components must be used together*



### REDUCING BUSHINGS

ORDER #	PRESSURE	TEMP.	THREAD	MATERIAL	WEIGHT
010000570	5800 PS	300° F	1/8" QC Plug x 1/8" MNPT	Plated Steel	.08 lb
010000571	5800 PSI	300° F	1/4" MNPT x 1/4" MNPT	Brass	.08 lb
010000573	5800 PSI	300° F	1/8" QC Plug x 1/4" MNPT	Brass	.08 lb
010000574	5800 PSI	300° F	1/4" FNPT x 3/8" MNPT	Brass	.08 lb
57559	5000 PSI	300° F	3/8" F x 1/2" M	Stainless	.08 lb
57549	5000 PSI	300° F	1/2" M x 3/8" F	Brass	.08 lb
57060	5000 PSI	300° F	1/2" M x 1/4" M	Brass	.08 lb



**NEW!**

### BAYONET CONNECTION

ORDER #	PRESSURE	TEMP.	DESCRIPTION	WEIGHT
200000440	2320 PSI	140° F	1/4" F Bayonet x 1/4" F Brass	.20 lb

### BAYONET ADAPTER

ORDER #	PRESSURE	TEMP.	DESCRIPTION	WEIGHT
200000436	2320 PSI	140° F	1/4" M Bayonet x 1/4" F Brass	.10 lb



*shown with connection and adapter together*



### ST-41 SCREW NIPPLES (stainless steel)

7250 PSI screw nipples, ideal for connections that have to be changed. Multiple versions to meet all of the connections applications.

ORDER #	PRESSURE	TEMP.	YOKE/I.D.	INLET	OUTLET	BAG QTY	WEIGHT
<b>A</b> 040002300	7250 PSI	300° F	M14	1/4" FNPT	M22	10	.12 lb
<b>B</b> 040002210	7250 PSI	300° F	M14	1/4" MNPT	M22	10	.14 lb
<b>C</b> 040002200	7250 PSI	300° F	M14	3/8" FNPT	M22	10	.10 lb
<b>D</b> 040002190	7250 PSI	300° F	M14	3/8" MNPT	M22	10	.10 lb

*Comparable rated components must be used together*

- Allow connection of male and female 1/4" & 3/8" pipe thread applications.

- Stainless steel construction for chemical & food applications.



### ST-44 SWIVEL SCREW COUPLINGS *(ball bearing)*

Exchanging different lance, hose and spray gun versions are simple and easy just by hand tightening.

ORDER #	PRESSURE	TEMP	YOKE/I.D.	INLET	OUTLET	BAG QTY	WEIGHT
200044500	5800 PSI	300° F	M14	1/4" MNPT	M22	100	.30 lb
200044520	5800 PSI	300° F	M14	3/8" FNPT	M22	100	.40 lb

- Combination of screw coupling and swivel.
- Live ball bearing swivel.
- Axial ball and radial slide bearing.

#200044520



#200044500

Comparable rated components must be used together

### ST-740 SCREW COUPLINGS *(stainless steel)*

Ideal for connections that have to be changed. Multiple versions to meet all of the connections applications.

ORDER #	PRESSURE	TEMP	YOKE/I.D.	SIZE	WEIGHT
200740501	10,150 PSI	300° F	M15	3/8" MBSP x M24	.35 lb
200740502	10,150 PSI	300° F	M15	3/8" FBSP x M24	.35 lb
200740503	10,150 PSI	300° F	M15	1/2" MBSP x M24	.35 lb
200740504	10,150 PSI	300° F	M15	1/4" MBSP x M24	.35 lb

- Stainless steel construction for chemical & food applications.
- Allows connection from male and female M24 fittings to 1/4", 3/8" and 1/2" pipe thread applications.
- O-ring: HNBR

O-ring: #054000008

Support ring: #050000407

10,150 PSI



### ST-741 SCREW NIPPLES *(stainless steel)*

Ideal for connections that have to be changed. Multiple versions to meet all of the connections applications.

ORDER #	PRESSURE	TEMP	YOKE/I.D.	SIZE	WEIGHT
200741501	10,150 PSI	300° F	M15	3/8" MBSP x M24	.16 lb
200741502	10,150 PSI	300° F	M15	3/8" FBSP x M24	.16 lb
200741503	10,150 PSI	300° F	M15	1/2" MBSP x M24	.16 lb
200741504	10,150 PSI	300° F	M15	1/4" MBSP x M24	.16 lb

- Stainless steel construction for chemical & food applications.
- Allows connection from male and female M24 fittings to 1/4", 3/8" and 1/2" pipe thread applications.
- O-ring: EPDM

O-ring: #050001000

10,150 PSI



### BREAK AWAY FITTINGS *(brass)*

An inexpensive protector for your spray gun and lance. All brass fitting is specifically designed to break before damage can occur to your spray gun or lance.

ORDER #	PRESSURE	THREAD SIZE	BAG QTY	WEIGHT
900000077	5800 PSI	1/4" MNPT x 1/4" FNPT	10	.10 lb
900000078	5800 PSI	3/8" MNPT x 3/8" FNPT	10	.10 lb

- Attaches to lance or gun while protecting both.
- 3 to 1 safety factor
- All brass design.



# FLOW SWITCHES

Water-flow activated switch to control the burner on and off. Although the most popular application is high pressure washing, the flow switch is suitable for other applications including carpet cleaning equipment, steam boiler and other types of pumping systems.



pages  
44-46

FLOW SWITCHES



**ST-5 FLOW SWITCH** (brass housing, high flow)

Mounts in **any position** with a free floating magnet configuration.

ORDER #	PRESSURE	TEMP.	FLOW RATE	INLET	OUTLET	WEIGHT
200005710	75 PSI min 3046 PSI max	176° F	4 GPM min 16 GPM max	1/2" FNPT	1/2" FNPT	.98 lb

- Mounts further downstream in pumping system than traditional vacuum switches, thereby minimizing potential leak points that can cause vacuum switches to close.
- Replacement reed switch: #200005431  
Replacement float: #200005528
- Easy brass reed switch replacement.
- 47 inch cord length.



**ST-5 FLOW SWITCH** (brass housing, 4380 psi)

**Vertical mounting** position and free floating brass magnet configuration.

ORDER #	PRESSURE	TEMP.	FLOW RATE	INLET	OUTLET	WEIGHT
200005500	75 PSI min 4380 PSI max	176° F	1.0 GPM min 8.0 GPM max	3/8" FNPT	3/8" FNPT	.98 lb

- Mounts further downstream in pumping system than traditional vacuum switches, thereby minimizing potential leak points that can cause vacuum switches to close.
- Replacement reed switch: #200005431  
Replacement float: #200005519
- Easy brass reed switch replacement.
- 47 inch cord length.



**ST-5 FLOW SWITCH** (brass housing, 5075 psi)

Mounts in **any position** with a free floating magnet configuration.

ORDER #	PRESSURE	TEMP.	FLOW RATE	INLET	OUTLET	WEIGHT
200005600	75 PSI min 5075 PSI max	176° F	1.0 GPM min 7.8 GPM max	3/8" FNPT	3/8" FNPT	.98 lb

- Mounts further downstream in pumping system than traditional vacuum switches, thereby minimizing potential leak points that can cause vacuum switches to close.
- Replacement reed switch: #200005431  
Replacement float: #200005519
- Easy brass reed switch replacement.
- 47 inch cord length.



**Any  
Position**



**ST-6 FLOW SWITCH** (brass housing, 4500 psi)

Mounts in **any position** and spring assisted brass magnet configuration.

ORDER #	PRESSURE	TEMP.	FLOW RATE	INLET	OUTLET	WEIGHT
200006540	75 PSI min 4500 PSI max	176° F	1.0 GPM min 8.0 GPM max	3/8" MNPT	3/8" MNPT	.80 lb

- Mounts further downstream in pumping system than traditional vacuum switches, thereby minimizing potential leak points that can cause vacuum switches to close.

Replacement reed switch: #200005431  
Replacement float: #200006490

- Easy brass reed switch replacement.
- Can be mounted horizontal or vertical.
- 47 inch cord length.

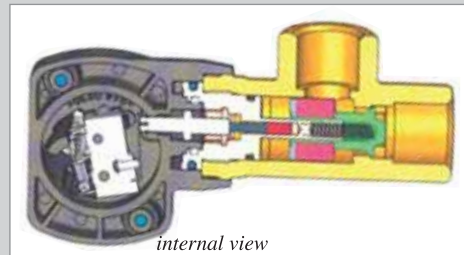
**ST-7 FLOW SWITCH** (w/ micro switch)

Mounts in **any position** and spring assisted brass magnet configuration.

ORDER #	PRESSURE	TEMP.	FLOW RATE	SWITCH POINT	INLET	OUTLET	WEIGHT
200007500	75 PSI min 5000 PSI max	176° F	12 GPM	1.2 GPM	3/8" FNPT	3/8" FNPT	.80 lb
200007510	75 PSI min 5000 PSI max	176° F	12 GPM	0.3 GPM	3/8" FNPT	3/8" FNPT	.80 lb

- With micro-switch instead of reed switch.
- Easy to install.
- Resistant against shock and vibration.
- IP 65 rated-water and dust proof.
- 47 inch cord length.
- Can be wired normally open or normally closed.

Replacement micro switch: #200007498  
#200007500 replacement float: #200007497  
#200007510 replacement float: #200007496



**8700 PSI**



**ST-505 FLOW SWITCH** (stainless steel, 8700 psi)

Vertical mounting position and free floating brass magnet configuration.

ORDER #	PRESSURE	TEMP.	FLOW RATE	INLET	OUTLET	WEIGHT
200505700	75 PSI min 8700 PSI max	180° F	1.0 GPM min 7.8 GPM max	3/8" FNPT	3/8" FNPT	.90 lb

- Mounts further downstream in pumping system than traditional vacuum switches, thereby minimizing potential leak points that can cause vacuum switches to close.

Replacement reed switch: #200005431  
Replacement float: #200005300

- Easy brass reed switch replacement.
- 47 inch cord length.

# UNLOADERS

Used for adjusting the maximum working pressure and safe guarding the high pressure water pipes. Ideal for steam combination applications. Low pressure limit eliminates need for additional metering devices.



pages  
47-50

UNLOADERS



- Working components constructed of high-grade stainless steel. PTFE and Viton seals for maximum heat and chemical resistance.
- Straight flow-through design minimizes pressure loss through valve.
- Adjustable valve allows limit setting on both maximum and minimum pressures.
- Internal bypass valve can be easily accessed and repaired without removing unloader from unit.



### ST-261 UNLOADER VALVE (3625 psi)

ORDER #	PRESSURE	TEMP.	FLOW RATE	INLET	OUTLET	BYPASS	WEIGHT
200261500	500 PSI min 3625 PSI max	176° F	8 GPM	3/8" FNPT	3/8" FNPT	1/4" FNPT	1.34 lb

### ST-261C UNLOADER VALVE (1000 psi)

Lower PSI setting. Ideal for carpet cleaners.

ORDER #	PRESSURE	TEMP.	FLOW RATE	INLET	OUTLET	BYPASS	WEIGHT
200261504	200 PSI min 1000 PSI max	176° F	8 GPM	3/8" FNPT	3/8" FNPT	1/4" FNPT	1.34 lb



Spring for #200261504

**Repair Kits:**  
Valve #200261526,  
Bypass #200261528



### ST-261T UNLOADER VALVE (tamperproof, 3625 psi)

Allows you to preset unloader and glue on cover so it can't be readjusted. Ideal for rental machines.

ORDER #	PRESSURE	TEMP.	FLOW RATE	INLET	OUTLET	BYPASS	WEIGHT
200261503	500 PSI min 3625 PSI max	176° F	8 GPM	3/8" FNPT	3/8" FNPT	1/4" FNPT	1.34 lb

- Great for rental machines.

**Repair Kits:**  
Valve #200261526,  
Bypass #200261528,  
Replacement Cap #020000277



### ST-261I UNLOADER VALVES

(w/ chemical injector, 3625 psi)

Built-in exclusive down stream (venturi-type) injector with built in orifice provides more precise siphon rate.

ORDER #	PRESSURE	TEMP.	FLOW RATE	INLET	OUTLET
200261560	500 PSI min 3625 PSI max	176° F	8 GPM	3/8" FNPT	3/8" FNPT
200261570	500 PSI min 3625 PSI max	176° F	8 GPM	3/8" FNPT	3/8" FNPT
200261580	500 PSI min 3625 PSI max	176° F	8 GPM	3/8" FNPT	3/8" FNPT

ORDER #	INJECTOR FLOW RATE	BYPASS	ORIFICE	WEIGHT
200261560	1.50-2.25 GPM	1/4" FNPT	1.8 mm	1.36 lb
200261570	2.25-3.35 GPM	1/4" FNPT	2.1 mm	1.36 lb
200261580	3.35-5.00 GPM	1/4" FNPT	2.4 mm	1.36 lb

- Convenient built-in chemical injector.

**Repair Kits:** Valve #200261526,  
Bypass #200261528,  
Injector #200060720

## ST-261S UNLOADER VALVE

(w/ micro-switch, 3625 psi)

ORDER #	PRESSURE	TEMP.	FLOW RATE	INLET	OUTLET
200261550	500 PSI min 3625 PSI max	176° F	8 GPM	3/8" FNPT	3/8" FNPT

BYPASS	WEIGHT
1/4" FNPT	1.34 lb

Repair Kits: Valve #200261526,  
Bypass #200261528,  
Switch Kit #200261527

- Normally closed by-pass.



## ST-261SI UNLOADER VALVES

(w/ micro-switch & chemical injector, 3625 psi)

Built-in exclusive down stream (venturi-type) injector with built in orifice provides a more precise siphon rate.

ORDER #	PRESSURE	TEMP.	FLOW RATE	INLET	OUTLET
200261561	500 PSI min 3625 PSI max	176° F	8 GPM	3/8" FNPT	3/8" FNPT
200261571	500 PSI min 3625 PSI max	176° F	8 GPM	3/8" FNPT	3/8" FNPT
200261581	500 PSI min 3625 PSI max	176° F	8 GPM	3/8" FNPT	3/8" FNPT

INJECTOR FLOW RATE	BYPASS	ORIFICE	WEIGHT
1.50-2.25 GPM	1/4" FNPT	1.8 mm	1.34 lb
2.25-3.35 GPM	1/4" FNPT	2.1 mm	1.34 lb
3.35-5.00 GPM	1/4" FNPT	2.4 mm	1.34 lb

Repair Kits: Valve #200261526,  
Bypass #200261528,  
Switch Kit #200261527  
Injector #200260720

- Normally closed by-pass.



## COMPLETE REPLACEMENT MICRO SWITCH

for ST-261S & ST-261SI

ORDER #
200260513

- Can be installed onto the ST-261.



## PANEL MOUNT NUT

for ST-261, ST-261I, ST-261S & ST-261SI

ORDER #	MATERIAL
010003150	Brass

- Threads onto unloader for mounting to panel.

Panel Mount Nut





### ST-280 UNLOADER VALVE (4060 psi)

ORDER #	PRESSURE	TEMP.	FLOW RATE	INLET	OUTLET	BYPASS	WEIGHT
200280510	500 PSI min 4060 PSI max	176° F	8 GPM	3/8" FNPT	3/8" FNPT	1/4" FNPT	1.80 lb

- Multi gun operational.

**Repair Kits:** #200280646  
#200280530  
#200280650



### ST-280.2 UNLOADER VALVE

(w/ 2 bypass plugs, 4060 psi)

ORDER #	PRESSURE	TEMP.	FLOW RATE	INLET	OUTLET	BYPASS	WEIGHT
200280511	500 PSI min 4060 PSI max	176° F	8 GPM	3/8" FNPT	3/8" FNPT	1/4" FNPT	1.80 lb

- Multi gun operational.

**Repair Kits:** #200280646  
#200280530  
#200280650



### ST-291 UNLOADER VALVE (5070 psi)

ORDER #	PRESSURE	TEMP.	FLOW RATE	INLET	OUTLET	BYPASS	WEIGHT
200291500	850 PSI min 5070 PSI max	176° F	8 GPM	3/8" FNPT	3/8" FNPT	1/2" FNPT	2.60 lb

- Built-in pressure regulator, adjustable from 850 PSI to 5070 PSI.
- 1/2" bypass connection.

**Repair Kits:** Seal Seat #200291485  
Check Valve #200291490  
Piston Rod #200291495



### ST-291S UNLOADER VALVE (w/ micro-switch, 5070 psi)

ORDER #	PRESSURE	TEMP.	FLOW RATE	INLET	OUTLET
200291550	850 PSI min 5070 PSI max	176° F	8 GPM	3/8" FNPT	3/8" FNPT

BYPASS	AMPS	WEIGHT
1/2" FNPT	125 VAC 5A 250 VAC 3A	2.75 lb

- Built-in pressure regulator, adjustable from 850 PSI to 5070 PSI.
- 1/2" bypass connection.

**Repair Kits:** Seal Seat #200291485  
Check Valve #200291490  
Piston Rod #200291495



# VALVES

From metering valves to thermal relief valves,  
all are high quality and German engineered.



pages  
51-54

VALVES





**ST-61 METERING VALVE** *(precision chemical mixture)*  
 Allows for precision chemical mixture ratio. Connects to the chemical inlet hose barb of the ST-60, ST-62, ST-64 & ST-261 without special tools.

ORDER #	TEMP.	FLOW RATE	WEIGHT
999061500	140° F	.27 GPM	.06 lb

- Draw Rate: 0 - 11%
- Connects to chemical inlet barb without any special tools needed.
- Made of glass filled poly-material, extremely corrosive resistant.
- Hose barb: 1/4"



**ST-66 DUAL METERING VALVE** *(dual precision metering)*  
 Chemical flow can be metered and shut off remotely from the injector.

ORDER #	TEMP.	FLOW RATE	WEIGHT
200066500	140° F	.27 GPM	.16 lb

- Simply turn the knob to the desired side and setting on the easy to read legend plate.
- Industry standard for panel mount chemical metering valves.
- Draw Rate: 0 - 10%



reverse side



#200230600  
Stainless Steel Nut

#200230500

**ST-230 SAFETY RELIEF VALVES** *(stainless steel ball and valve seat)*  
 Ideal in-line regulator for multi-gun pumping units on self-serve car wash systems. Perfect for pressure washer/steam combination applications and carpet cleaning industry.

ORDER #	PRESSURE	TEMP.	FLOW RATE	INLET	OUTLET	O-RING	WEIGHT
200230500	500 - 3600 PSI	200° F	8 GPM	1/4" FNPT	1/4" FNPT	EPDM	.84 lb
200230600	500 - 5070 PSI	200° F	8 GPM	1/4" FNPT	1/4" FNPT	EPDM	.84 lb
200230520	200 - 2200 PSI	200° F	8 GPM	1/4" FNPT	1/4" FNPT	EPDM	.84 lb

- Adjustable pressure.
- Forged brass housing.
- Special seals for maximum heat and chemical resistance.
- Can be rebuilt without removing from the installation.
- Valve member rides on elastomeric cushion, eliminating metal to metal contact, a common cause of regulator failure.

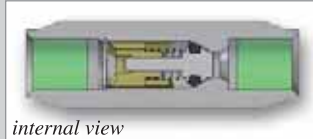
Repair Kits: #200230495  
 #200230496

## ST-264 HIGH PRESSURE CHECK VALVES

Can be used in horizontal and vertical positions.

ORDER #	PRESSURE	TEMP.	INLET	OUTLET	MATERIAL	WEIGHT
200264600	5800 PSI	248° F	1/4" FBSP	1/4" FBSP	Stainless	.25 lb
200264610	2170 PSI	248° F	1/4" FBSP	1/4" FBSP	Brass	.30 lb
200264620	5800 PSI	248° F	3/8" FBSP	3/8" FBSP	Stainless	.27 lb
200264630	2170 PSI	248° F	3/8" FBSP	3/8" FBSP	Brass	.32 lb
200264640	5800 PSI	248° F	1/2" FBSP	1/2" FBSP	Stainless	.35 lb

- Opening pressure is 2 PSI.
- Viton o-rings.

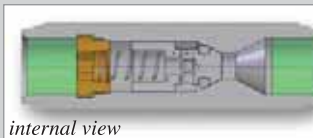


## ST-264 HIGH PRESSURE CHECK VALVES

Can be used in horizontal and vertical positions. \*Minimum quantity order of 100 for NPT threads

ORDER #	PRESSURE	TEMP.	INLET	OUTLET	MATERIAL	WEIGHT
200264500	5800 PSI	248° F	1/4" FNPT	1/4" FNPT	Stainless	.25 lb
200264510	2170 PSI	248° F	1/4" FNPT	1/4" FNPT	Brass	.30 lb
200264520	5800 PSI	248° F	3/8" FNPT	3/8" FNPT	Stainless	.27 lb
200264530	2170 PSI	248° F	3/8" FNPT	3/8" FNPT	Brass	.32 lb
200264540	5800 PSI	248° F	1/2" FNPT	1/2" FNPT	Stainless	.35 lb

- Opening pressure is 2 PSI.
- Viton o-rings.



## PRESSURE RELIEF VALVE (brass)

Protects pressure washers against extreme pressure build-up.  
"Pop-off" protection.

ORDER #	PRESSURE	TEMP.	FLOW RATE	INLET	WEIGHT
900000069	1000 - 4000 PSI	180° F	6 GPM	3/8" MNPT	.16 lb

- End discharge.
- Adjustable in the field.
- Soft seat to eliminate weeping.





**THERMAL RELIEF VALVE** (stainless steel spring)

Protects pump from overheating while protecting packing and valves from excessive heat.

ORDER #	PRESSURE	TEMP.	INLET	O-RING	WEIGHT
900000063	200 PSI	140° F	3/8" MNPT	Nitrile	.14 lb

- Brass body, cap and actuator.
- Automatic reset.

#200232560  
brass

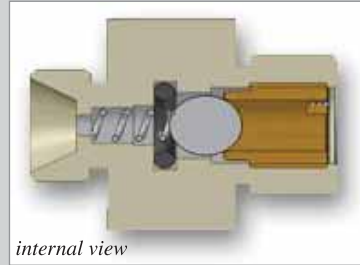


**EASY START VALVE** (brass or stainless steel)

Delays pressure increase by pump start. Brass or stainless steel body, stainless steel ball and spring.

ORDER #	PRESSURE	TEMP.	INLET	OUTLET	MATERIAL	WEIGHT
200232500	5000 PSI	176° F	3/8" MBSP	1/4" MBSP	Stainless	.15 lb
200232510	5000 PSI	176° F	3/8" MBSP	1/4" MBSP	Brass	.15 lb

- Stainless steel seat, spring and ball.
- Makes "pull start" machines easier to start.



internal view

**ALSO AVAILABLE:**

**NPT threads** (minimum quantity order of 100 for NPT threads)

ORDER #	PRESSURE	TEMP.	INLET	OUTLET	MATERIAL	WEIGHT
200232550	5000 PSI	176° F	3/8" MNPT	1/4" MNPT	Stainless	.15 lb
200232560	5000 PSI	176° F	3/8" MNPT	1/4" MNPT	Brass	.15 lb



**EASY START VALVE** (brass housing)

Allows for easy start due to lack of compression of head pressure. Reduces amp draw on motor start-up.

ORDER #	PRESSURE	TEMP.	INLET	WEIGHT
900000065	3650 PSI	176° F	3/8" MNPT	.18 lb

- Stainless steel seat, spring and ball.
- Hose barb outlet.
- Makes "pull start" machines easier to start.

# STRAINERS & INJECTORS

**Strainers:** protect dirt and debris from entering any pressure washer system.


**Injectors:** designed to introduce soap or chemicals into the water system.



pages  
55-57

STRAINERS & INJECTORS





### ST-31 & ST-31R CHEMICAL STRAINERS

*(chemical resistant)*

Soap enters through strainer preventing debris from entering the pump. A durable alternative to lightweight soap strainers.

ORDER #	MODEL	HOSE BARB	WEIGHT
200031600	ST-31	1/4" - 1/8"	.04 lb
200031610	ST-31R with check valve	1/4" - 1/8"	.04 lb

- Step down hose barb will attach to either 1/4" or 1/8" hose.
- Internal brass weight keeps soap strainer in the bottom of the soap container.
- ST-31R has built in stainless steel and Viton check valve to prevent water flow back into the soap solution.
- 4 ft clear hose available, #900000041

#200032800  
brass



### ST-32 CHEMICAL STRAINERS *(heavy weight)*

Soap enters through strainer preventing debris from entering the pump. A durable alternative to lightweight strainers.

ORDER #	HOSE BARB	MATERIAL	WEIGHT
200032800	1/4"	Brass	.06 lb
200032600	5/16" or 3/8"	Stainless Steel	.06 lb

- Chemical resistant plastic screen out performs stainless steel screens.
- 4 ft clear hose available, #900000041
- Straight through design.

#200032600  
stainless steel



#200033535  
w/ 1/4" FNPT  
bypass ports



### ST-33 INLET WATER STRAINERS

*(keeps pump debris free)*

Inlet filter replaces the garden hose small filter screen and prevents debris from entering the pump.

ORDER #	PRESSURE	INLET	OUTLET	TEMP.	DESCRIPTION	WEIGHT
200033535	145 PSI	1/2" FNPT	1/2" MNPT	140° F	with 1/4" FNPT bypass ports	.16 lb
200033540	145 PSI	1/2" FNPT	1/2" MNPT	140° F	—	.16 lb

- 80 mesh stainless screen.
- Chemical resistant housing.

ST-35



ST-35 R



### ST-35 & ST-35R SUCTION STRAINER

*(high volume)*

High volume suction strainer ideal for tank transfer or agricultural markets.

ORDER #	MODEL	HOSE BARB	WEIGHT
200035500	ST-35	1/2" - 3/4"	.88 lb
200035530	ST-35	3/4" - 1"	.88 lb
200035510	ST-35R (blue) with check valve	1/2" - 3/4"	.92 lb
200035520	ST-35R (blue) with check valve	3/4" - 1"	.92 lb

- Impact resistant plastic housing.
- Brass weight to hold in place.
- Stainless steel screen.

**ST-60 CHEMICAL INJECTORS** *(downstream)*

The ST-60 is a downstream chemical injector that relies on a pressure drop that is created by using a larger orifice spray nozzle.

ORDER #	PRESSURE	FLOW RATE	INJECTOR NOZZLE	ORIFICE	INLET	OUTLET
200060600	3600 PSI	1.5 - 2.25 GPM	1.8 mm	5.5 max.	3/8" MNPT	3/8" FNPT
200060610	3600 PSI	2.25 - 3.35 GPM	2.1mm	7 max.	3/8" MNPT	3/8" FNPT
200060620	3600 PSI	3.35 - 5.00 GPM	2.4mm	10 max.	3/8" MNPT	3/8" FNPT

- Siphon rate approximately 10:1
- Forged brass housing, stainless steel spring and ball.
- 4 ft clear hose available, #900000041
- Fixed flow rate for accuracy.
- 1/4" hose barb.
- Temperature rating of 140° F

Repair Kit: #200060720

**ST-62 ADJUSTABLE CHEMICAL INJECTOR**

*(downstream)*

Allows for water flow adjustment from the pressure pump. By adjusting the water flow through the ST-62, a restriction causes a vacuum which allows the detergent to be drawn through the hose barb when a large orifice nozzle is used.

ORDER #	PRESSURE	INLET	OUTLET	HOSE BARB	WEIGHT
200062500	3600 PSI	3/8" FNPT	3/8" FNPT	1/4"	.20 lb

- Adjustable orifice size.
- Siphon rate approximately 10:1.
- Forged brass housing, stainless steel spring and ball.
- Adjusts to 8 GPM.
- 4 ft clear hose available, #900000041

Repair Kit: #200060720

**ST-64 UPSTREAM CHEMICAL INJECTOR**

*(high pressure soap application)*

Designed to introduce detergents into the water system upstream from the pump at a high pressure.

ORDER #	PRESSURE	FLOW RATE	INLET	OUTLET	TEMP	WEIGHT
999000019	140 PSI	1.5-4.0 GPM	3/4" F Garden	3/4" M Garden	140° F	.78 lb
999000021	140 PSI	4.0-7.0 GPM	3/4" F Garden	3/4" M Garden	140° F	.78 lb
999000022	140 PSI	1.5-4.0 GPM	1/2" FNPT	1/2" MNPT	140° F	.80 lb
999000023	140 PSI	4.0-7.0 GPM	1/2" FNPT	1/2" MNPT	140° F	.80 lb

- Includes hose and strainer.
- Adjustable chemical flow.
- Garden hose connection.
- 1/4" hose barb.
- 4 ft clear hose available, #900000041

Repair Kit: #200060720



hose only  
#900000041



Scan QR code to watch a short demo

[www.youtube.com/watch?v=np4hx9Ex30g](http://www.youtube.com/watch?v=np4hx9Ex30g)



# SEWER

Suttner America provides a full line of sewer cleaning equipment. Use your pressure washer with our sewer hose and accessories to clean or thaw frozen pipes.



pages  
58-73

SEWER





### THIN LINE BLACK SMOOTH HOSE (w/micro nozzle)

ORDER #	PRESSURE	TEMP.	I.D.	O.D.	FITTINGS	LENGTH	WEIGHT
084910025	9000 PSI	140° F	.0787"	.19"	M22	25 ft	.5 lb

- Kevlar braid reinforced.
- Seamless thermoplastic inner tube.
- Light weight and highly flexible.
- Ideal for 1/2"-1" diameter lines.
- Maximum flow rate up to 1 GPM.
- 1" bend radius (2.54 cm)
- Black abrasion resistant thermoplastic smooth cover.



Brass M22 fitting



Micro nozzle: 3 rear jets

- Nozzle orifice: 2.0
- 2.5:1 burst to operating pressure.



### 1/8" 4800 PSI BLACK SMOOTH HOSE

ORDER #	PRESSURE	TEMP.	I.D.	O.D.	FITTINGS	LENGTH	WEIGHT
894800025	4800 PSI	160° F	.12"	.27"	1/8" MNPT x 1/8" MNPT	25 ft	2.5 lb
894800050	4800 PSI	160° F	.12"	.27"	1/8" MNPT x 1/8" MNPT	50 ft	4.3 lb
894800075	4800 PSI	160° F	.12"	.27"	1/8" MNPT x 1/8" MNPT	75 ft	6.0 lb
894800100	4800 PSI	160° F	.12"	.27"	1/8" MNPT x 1/8" MNPT	100 ft	7.75 lb
894800200	4800 PSI	160° F	.12"	.27"	1/8" MNPT x 1/8" MNPT	200 ft	14.5 lb

**NEW!**

- Kevlar braid reinforced.
- Seamless thermoplastic inner tube.
- Male NPT zinc plated steel fittings.
- 1" bend radius (2.54 cm)
- Ideal for 1"-3" diameter lines.
- Black abrasion resistant thermoplastic smooth cover.
- Maximum flow rate up to 1.5 GPM.
- 2.5:1 burst to operating pressure.
- Light weight and highly flexible.



Crimp Ferrule



Solid

#### REPAIR YOUR OWN HOSE (fittings & ferrules)

Note: each fitting requires a crimp ferrule

ORDER #	DESCRIPTION	SIZE	BOX QTY
899480008	Zinc Crimp Ferrule	6.5 mm - OD	25
898480008	Zinc Fitting	1/8" MNPT x 1/8" Barb	25

### 3/16" 4800 PSI BLACK SMOOTH HOSE

ORDER #	PRESSURE	TEMP.	I.D.	O.D.	FITTINGS	LENGTH	WEIGHT
894803050	4800 PSI	160° F	.19"	.39"	1/8" MNPT x 1/8" MNPT	50 ft	5.37 lb
894803100	4800 PSI	160° F	.19"	.39"	1/8" MNPT x 1/8" MNPT	100 ft	9.75 lb

**NEW!**

- Polyester braid reinforced.
- Seamless thermoplastic inner tube.
- Male NPT zinc plated steel fittings.
- Light weight and highly flexible.
- Ideal for 2"-4" diameter lines.
- Black abrasion resistant thermoplastic smooth cover.
- Maximum flow rate up to 2.25 GPM.
- 2.5:1 burst to operating pressure.
- 1.18" bend radius (3.00 cm)



Crimp Ferrule



Solid

#### REPAIR YOUR OWN HOSE (fittings & ferrules)

Note: each fitting requires a crimp ferrule

ORDER #	DESCRIPTION	SIZE	BOX QTY
899480016	Zinc Crimp Ferrule	10.5 mm - OD	25
898480016	Zinc Fitting	1/8" MNPT x 3/16" Barb	25

## FLEXIBLE BLACK SMOOTH SEWER HOSE



ORDER #	PRESSURE	TEMP.	I.D.	O.D.	FITTINGS	BEND RADIUS	LENGTH	WEIGHT
084290050	2900 PSI	140° F	1/8"	.41"	1/8" MNPT x 1/4" MNPT	1.5"	50 ft	4.3 lb
084290100	2900 PSI	140° F	1/8"	.41"	1/8" MNPT x 1/4" MNPT	1.5"	100 ft	8.5 lb
084350054	4350 PSI	212° F	1/4"	.44"	1/4" MNPT x 1/4" MNPT	2.95"	50 ft	4.3 lb
084350104	4350 PSI	212° F	1/4"	.44"	1/4" MNPT x 1/4" MNPT	2.95"	100 ft	8.5 lb
084350154	4350 PSI	212° F	1/4"	.44"	1/4" MNPT x 1/4" MNPT	2.95"	150 ft	13 lb
084350204	4350 PSI	212° F	1/4"	.44"	1/4" MNPT x 1/4" MNPT	2.95"	200 ft	17.25 lb
084400025	4400 PSI	160° F	1/4"	.47"	1/8" MNPT x 1/8" MNPT	1.25"	25 ft	1.8 lb
084400026	4400 PSI	160° F	1/4"	.47"	1/8" x 1/8" 25' w/4.5 nozzle & M22 nipple	1.25"	25 ft	1.8 lb

- Durable construction, flexible and light weight for cornering around line elbows.

#084400026 sewer hose comes with 4.5 sewer nozzle & M22 nipple



**NEW!**



## 1/4" 4400 PSI BLACK SMOOTH HOSE

ORDER #	PRESSURE	TEMP.	I.D.	O.D.	FITTINGS	LENGTH	WEIGHT
894400050	4400 PSI	160° F	.25"	.47"	1/4" MNPT x 1/4" MNPT Swivel	50 ft	6.75 lb
894400100	4400 PSI	160° F	.25"	.47"	1/4" MNPT x 1/4" MNPT Swivel	100 ft	12.5 lb
894400150	4400 PSI	160° F	.25"	.47"	1/4" MNPT x 1/4" MNPT Swivel	150 ft	18.25 lb
894400200	4400 PSI	160° F	.25"	.47"	1/4" MNPT x 1/4" MNPT Swivel	200 ft	24 lb
894400300	4400 PSI	160° F	.25"	.47"	1/4" MNPT x 1/4" MNPT Swivel	300 ft	35.5 lb

- Polyester braid reinforced
- Seamless thermoplastic inner tube
- Male NPT zinc plated steel fittings
- Light weight and highly flexible
- Ideal for 2"-4" diameter lines
- Black abrasion resistant thermoplastic smooth cover
- Maximum flow rate up to 4.0 GPM
- 2.5:1 burst to operating pressure
- 1.57" bend radius (3.99 cm)

### REPAIR YOUR OWN HOSE (fittings & ferrules)

Note: each fitting requires a crimp ferrule

ORDER #	DESCRIPTION	SIZE	BOX QTY
899440014	Zinc Crimp Ferrule	13.5 mm - OD	25
898440014	Zinc Fitting	1/4" MNPT x Barb	25
898440015	Zinc Fitting	1/4" MNPTx Barb swivel	25



**NEW!****3/8" 4000 PSI BLACK SMOOTH HOSE**

ORDER #	PRESSURE	TEMP	I.D.	O.D.	FITTINGS	LENGTH	WEIGHT
894000050	4000 PSI	160° F	.38"	.63"	3/8" MNPT x 3/8" MNPT Swivel	50 ft	10.24 lb
894000100	4000 PSI	160° F	.38"	.63"	3/8" MNPT x 3/8" MNPT Swivel	100 ft	19 lb
894000150	4000 PSI	160° F	.38"	.63"	3/8" MNPT x 3/8" MNPT Swivel	150 ft	27.75 lb
894000200	4000 PSI	160° F	.38"	.63"	3/8" MNPT x 3/8" MNPT Swivel	200 ft	46.5 lb
894000250	4000 PSI	160° F	.38"	.63"	3/8" MNPT x 3/8" MNPT Swivel	250 ft	55.25 lb
894000300	4000 PSI	160° F	.38"	.63"	3/8" MNPT x 3/8" MNPT Swivel	300 ft	64 lb

- Reinforced with 1 layer of steel wire braid.
- Seamless thermoplastic inner tube.
- Male NPT zinc plated steel fittings.
- Light weight and highly flexible.
- Ideal for 4"-8" diameter lines.
- Black abrasion resistant thermoplastic smooth cover.
- Maximum flow rate up to 9.0 GPM.
- 2.5:1 burst to operating pressure.
- 3.94" bend radius (10.1 cm)

**REPAIR YOUR OWN HOSE (fittings & ferrules)****Note: each fitting requires a crimp ferrule**

ORDER #	DESCRIPTION	SIZE	BOX QTY
899400045	Zinc Crimp Ferrule	19 mm - OD	25
898400038	Zinc Fitting	3/8" MNPT x Barb	25
898400039	Zinc Fitting	3/8" MNPTx Barb swivel	25

**1/2" 4000 PSI GREEN SMOOTH HOSE**

ORDER #	PRESSURE	TEMP	I.D.	O.D.	FITTINGS	LENGTH	WEIGHT
894012050	4000 PSI	160° F	.50"	.81"	1/2" MNPT x 1/2" MNPT Swivel	50 ft	15.25 lb
894012100	4000 PSI	160° F	.50"	.81"	1/2" MNPT x 1/2" MNPT Swivel	100 ft	28.5 lb
894012150	4000 PSI	160° F	.50"	.81"	1/2" MNPT x 1/2" MNPT Swivel	150 ft	57.6 lb
894012200	4000 PSI	160° F	.50"	.81"	1/2" MNPT x 1/2" MNPT Swivel	200 ft	64.5 lb
894012250	4000 PSI	160° F	.50"	.81"	1/2" MNPT x 1/2" MNPT Swivel	250 ft	73.5 lb
894012300	4000 PSI	160° F	.50"	.81"	1/2" MNPT x 1/2" MNPT Swivel	300 ft	91 lb
894012400	4000 PSI	160° F	.50"	.81"	1/2" MNPT x 1/2" MNPT Swivel	400 ft	117 lb
894012500	4000 PSI	160° F	.50"	.81"	1/2" MNPT x 1/2" MNPT Swivel	500 ft	143 lb
894012600	4000 PSI	160° F	.50"	.81"	1/2" MNPT x 1/2" MNPT Swivel	600 ft	193 lb

- Reinforced with 2 layers of steel wire braid.
- Seamless thermoplastic inner tube.
- Male NPT zinc plated steel fittings.
- Ideal for 6"-12" diameter lines.
- 3.94" bend radius (10.01 cm)
- Green abrasion resistant thermoplastic smooth cover.
- Maximum flow rate up to 15 GPM.
- 200 ft and up are reeled.
- 300 ft and up on plastic reels

**REPAIR YOUR OWN HOSE (fittings & ferrules)****Note: each fitting requires a crimp ferrule**

ORDER #	DESCRIPTION	SIZE	BOX QTY
899400012	Zinc Crimp Ferrule	23 mm - OD	15
898400050	Zinc Fitting	1/2" MNPT x Barb	15
898400051	Zinc Fitting	1/2" MNPTx Barb swivel	15



**NEW!**

Crimp Ferrule



Swivel



Solid



### 3/4" 2500 PSI **ORANGE** SMOOTH HOSE

ORDER #	PRESSURE	TEMP.	I.D.	O.D.	FITTINGS	LENGTH	WEIGHT
892500400	2500 PSI	160° F	.75"	.98"	3/4" MNPT x 3/4" MNPT Swivel	400 ft	140 lb
892500500	2500 PSI	160° F	.75"	.98"	3/4" MNPT x 3/4" MNPT Swivel	500 ft	170 lb
892500600	2500 PSI	160° F	.75"	.98"	3/4" MNPT x 3/4" MNPT Swivel	600 ft	200 lb
892500700	2500 PSI	160° F	.75"	.98"	3/4" MNPT x 3/4" MNPT Swivel	700 ft	240 lb

- Reinforced with 2 layers of steel wire braid.
- Seamless thermoplastic inner tube.
- Male NPT zinc plated steel fittings.
- Ideal for 12"-20" diameter lines.
- Orange abrasion resistant thermoplastic smooth cover.
- Maximum flow rate up to 34 GPM.
- 6.03" bend radius (15.32 cm)

#### REPAIR YOUR OWN HOSE (fittings & ferrules)

**Note: each fitting requires a crimp ferrule**

ORDER #	DESCRIPTION	SIZE	BOX QTY
899250034	Zinc Crimp Ferrule	29.5 mm - OD	10
898250334	Zinc Fitting	3/4" MNPT x Barb	10
898250335	Zinc Fitting	3/4" MNPTx Barb swivel	10

**NEW!**

Crimp Ferrule



Swivel



Solid



### 3/4" 2500 PSI **BLUE** SMOOTH HOSE

ORDER #	PRESSURE	TEMP.	I.D.	O.D.	FITTINGS	LENGTH	WEIGHT
893000500	3000 PSI	160° F	.75"	1.00"	3/4" MNPT x 3/4" MNPT Swivel	500 ft	187 lb
893000600	3000 PSI	160° F	.75"	1.00"	3/4" MNPT x 3/4" MNPT Swivel	600 ft	225 lb

- Reinforced with 3 layers of steel wire braid.
- Seamless thermoplastic inner tube.
- Male NPT zinc plated steel fittings.
- Ideal for 12" - 20" diameter lines.
- Blue abrasion resistant thermoplastic smooth cover.
- Maximum flow rate up to 34 GPM.
- 6.03" bend radius (15.32 cm)

#### REPAIR YOUR OWN HOSE (fittings & ferrules)

**Note: each fitting requires a crimp ferrule**

ORDER #	DESCRIPTION	SIZE	BOX QTY
899300034	Zinc Crimp Ferrule	32 mm - OD	10
898250334	Zinc Fitting	1" MNPT x Barb	10
898250335	Zinc Fitting	1" MNPTx Barb swivel	10

## 1" 2500 PSI ORANGE SMOOTH HOSE

ORDER #	PRESSURE	TEMP.	I.D.	O.D.	FITTINGS	LENGTH	WEIGHT
892501400	2500 PSI	160° F	1.00"	1.28"	1" MNPT x 1" MNPT Swivel	400 ft	195 lb
892501500	2500 PSI	160° F	1.00"	1.28"	1" MNPT x 1" MNPT Swivel	500 ft	235 lb
892501600	2500 PSI	160° F	1.00"	1.28"	1" MNPT x 1" MNPT Swivel	600 ft	275 lb
892501700	2500 PSI	160° F	1.00"	1.28"	1" MNPT x 1" MNPT Swivel	700 ft	320 lb
892501800	2500 PSI	160° F	1.00"	1.28"	1" MNPT x 1" MNPT Swivel	800 ft	365 lb

- Reinforced with 2 layers of steel wire braid.
- Seamless thermoplastic inner tube.
- Male NPT zinc plated steel fittings.
- Ideal for 20"-28" diameter lines.
- Orange abrasion resistant thermoplastic smooth cover.
- Maximum flow rate up to 60 GPM.
- 7.88" bend radius (20.02 cm)

### REPAIR YOUR OWN HOSE (fittings & ferrules)

Note: each fitting requires a crimp ferrule

ORDER #	DESCRIPTION	SIZE	BOX QTY
899250001	Zinc Crimp Ferrule	37 mm - OD	10
898250031	Zinc Fitting	1" MNPT x Barb	10
898250032	Zinc Fitting	1" MNPTx Barb swivel	10

**NEW!**



Crimp Ferrule



Swivel



Solid



## 1" 3000 PSI BLUE SMOOTH HOSE

ORDER #	PRESSURE	TEMP.	I.D.	O.D.	FITTINGS	LENGTH	WEIGHT
893001500	3000 PSI	160° F	1.00"	1.30"	1" MNPT x 1" MNPT Swivel	500 ft	250 lb
893001600	3000 PSI	160° F	1.00"	1.30"	1" MNPT x 1" MNPT Swivel	600 ft	300 lb

- Reinforced with 3 layers of steel wire braid.
- Seamless thermoplastic inner tube.
- Male NPT zinc plated steel fittings.
- Ideal for 20"-28" diameter lines.
- Blue abrasion resistant thermoplastic smooth cover.
- Maximum flow rate up to 60 GPM.
- 7.88" bend radius 20.02 cm)

### REPAIR YOUR OWN HOSE (fittings & ferrules)

Note: each fitting requires a crimp ferrule

ORDER #	DESCRIPTION	SIZE	BOX QTY
899300001	Zinc Crimp Ferrule	39 mm - OD	10
898250031	Zinc Fitting	1" MNPT x Barb	10
898250032	Zinc Fitting	1" MNPTx Barb swivel	10

**NEW!**



Crimp Ferrule



Swivel



Solid



**NEW!**



### 1 1/4" 2500 PSI **ORANGE** SMOOTH HOSE

ORDER #	PRESSURE	TEMP.	I.D.	O.D.	LENGTH	WEIGHT
892514500	2500 PSI	160° F	1.25"	1.53"	500 ft	270 lb
892514600	2500 PSI	160° F	1.25"	1.53"	600 ft	315 lb

**FITTINGS**  
1 1/4" MNPT x 1 1/4" MNPT Swivel

- Reinforced with 2 layers of steel wire braid.
- Seamless thermoplastic inner tube.
- Male NPT zinc plated steel fittings.
- Ideal for 28"-36" diameter lines.
- Orange abrasion resistant thermoplastic smooth cover.
- Maximum flow rate up to 95 GPM.
- 8.50" bend radius (21.59 cm)

#### REPAIR YOUR OWN HOSE (fittings & ferrules)

**Note: each fitting requires a crimp ferrule**

ORDER #	DESCRIPTION	SIZE	BOX QTY
899250125	Zinc Crimp Ferrule	46 mm - OD	5
898253125	Zinc Fitting	1 1/4" MNPT x Barb	5
898253126	Zinc Fitting	1 1/4" MNPTx Barb swivel	5

**NEW!**



### 1 1/4" 3000 PSI **BLUE** SMOOTH HOSE

ORDER #	PRESSURE	TEMP.	I.D.	O.D.	LENGTH	WEIGHT
893014500	3000 PSI	160° F	1.25"	1.55"	500 ft	500 ft
893014600	3000 PSI	160° F	1.25"	1.55"	600 ft	600 ft

**FITTINGS**  
1 1/4" MNPT x 1 1/4" MNPT Swivel

- Reinforced with 3 layers of steel wire braid.
- Seamless thermoplastic inner tube.
- Male NPT zinc plated steel fittings.
- Ideal for 28"-36" diameter lines.
- Blue abrasion resistant thermoplastic smooth cover.
- Maximum flow rate up to 95 GPM.
- 9.00" bend radius ( 22.86 cm)

#### REPAIR YOUR OWN HOSE (fittings & ferrules)

**Note: each fitting requires a crimp ferrule**

ORDER #	DESCRIPTION	SIZE	BOX QTY
899300125	Zinc Crimp Ferrule	47 mm - OD	5
898253125	Zinc Fitting	1 1/4" MNPT x Barb	5
898253126	Zinc Fitting	1 1/4" MNPTx Barb swivel	5

**NON-ROTATING MINI SEWER NOZZLE**

ORDER #	PRESSURE	O.D.	NOZZLE SIZE	FRONT JETS	REAR JETS	SIDE JETS	INLET
120000380	7252 PSI	.3858	030	—	3	—	1/16" F
120001380	7252 PSI	.3858	065	—	3	—	1/16" F
120373373	7252 PSI	.3858	065	—	3	3	1/16" F

- 3 rear jets for maximum thrust.
- Ideal for 1/2"-1" diameter lines.
- 3 (90°) side jet option for powerful wall coverage.
- Stainless steel

**NON-ROTATING "COMPRESSOR" SEWER NOZZLE**

ORDER #	PRESSURE	O.D.	FLOW RATE	NOZZLE SIZE	FRONT JETS	REAR JETS	SIDE JETS	INLET
120155375	7252 PSI	.59"	4.5 GPM	035	1	3	—	1/8" F

- Compact design is ideal for maneuvering through tight elbows.
- Front port blasts through roots, solid clogs, scale and ice.
- 3 rear jets for a powerful thrust and cleaning impact.
- Hardened stainless steel.
- Ideal for 1"-3" lines.

**NON-ROTATING "PREDATOR" SEWER NOZZLE**

ORDER #	PRESSURE	O.D.	FLOW RATE	NOZZLE SIZE	FRONT JETS	REAR JETS	SIDE JETS	INLET
120163390	7252 PSI	.86"	6.6 GPM	045	1	3	—	1/4" F

- Cone shape design is ideal for maneuvering through tight bends and traps.
- Front jet for blasting through clogs.
- 3 rear jets for a maximum thrust and cleaning impact.
- Hardened stainless steel.
- Ideal for 2"-4" lines.

**NON-ROTATING "ROOT RAM" SEWER NOZZLE**

ORDER #	PRESSURE	O.D.	FLOW RATE	NOZZLE SIZE	FRONT JETS	REAR JETS	SIDE JETS	INLET
120155672	7252 PSI	.86"	7.9 GPM	060	1	3 + 3	—	1/4" F

- 3 rear jets (30°) and 3 additional nozzles (45°) right behind the nose for better cleaning results and wall coverage.
- Hardened stainless steel.
- Ideal for 2"-4" lines.



**NEW!****NON-ROTATING "GREASE BALL" SEWER NOZZLE**

ORDER #	PRESSURE	O.D.	NOZZLE SIZE	FRONT JETS	REAR JETS	SIDE JETS	INLET
120000860	7252 PSI	1"	080	—	8	—	1/4" F

- 8 rear jets for extra thrust and highest side wall coverage.
- Hardened stainless steel
- Ideal for 2"-4" lines.
- Designed for cleaning side wall debris and works well on roots.
- Nozzle ports are recessed for damage protection.

**NEW!****NON-ROTATING "HYDRO MOLE" SEWER NOZZLE**

ORDER #	PRESSURE	O.D.	NOZZLE SIZE	FRONT JETS	REAR JETS	SIDE JETS	INLET
120460385	7250 PSI	.86"	070	4	3	—	1/4" F

- 4 strong, concentrated forward jets for breaking through most any solid clog including ice.
- Nozzle ports are stepped for protection against physical impact.
- Ideal for 2"-4" lines.

**NEW!****NON-ROTATING "NEGOTIATOR" SEWER NOZZLE**

ORDER #	PRESSURE	O.D.	FLOW RATE	NOZZLE SIZE	FRONT JETS	REAR JETS	SIDE JETS	INLET
120163391	7252 PSI	.86"	7.9 GPM	050	1	3	—	1/4" F
120000675	7252 PSI	.86"	7.9 GPM	060	None	6	—	1/4" F

- Compact design, ideal for tight elbows
- Hardened stainless steel
- Available with 3 or 6 rear jets.
- Also available with or without front jet.
- Ideal for 2"-4" lines.



## ST-49 NON-ROTATING BALL TYPE SEWER NOZZLES

ORDER #	PRESSURE	O.D.	NOZZLE SIZE	FRONT JETS	REAR JETS	SIDE JETS	INLET
122370000	4200 PSI	.59"	035	None	3	—	1/8" F
122365000	4200 PSI	.59"	040	None	3	—	1/8" F
122375000	4200 PSI	.59"	045	None	3	—	1/8" F
122390000	4200 PSI	.59"	055	None	3	—	1/8" F
122300000	4200 PSI	.59"	060	None	3	—	1/8" F
122320500	4200 PSI	.59"	090	None	3	—	1/8" F
120155375	4200 PSI	.59"	035	1	3	—	1/8" F
122375175	4200 PSI	.59"	050	1	3	—	1/8" F
122370170	4200 PSI	.59"	055	1	3	—	1/8" F
122385185	4200 PSI	.59"	060	1	3	—	1/8" F
122390190	4200 PSI	.59"	065	1	3	—	1/8" F
122300100	4200 PSI	.59"	075	1	3	—	1/8" F
122320120	4200 PSI	.59"	100	1	3	—	1/8" F
900204012	4200 PSI	.59"	120	1	3	—	1/8" F
121370000	4200 PSI	.75"	035	None	3	—	1/4" F
121395000	4200 PSI	.75"	040	None	3	—	1/4" F
121380000	4200 PSI	.75"	045	None	3	—	1/4" F
121390000	4200 PSI	.75"	050	None	3	—	1/4" F
121480000	4200 PSI	.75"	055	None	4	—	1/4" F
121300000	4200 PSI	.75"	060	None	3	—	1/4" F
121312000	4200 PSI	.75"	090	None	3	—	1/4" F
121880000	4200 PSI	.75"	120	None	8	—	1/4" F
121360170	4200 PSI	.75"	040	1	3	—	1/4" F
121370170	4200 PSI	.75"	045	1	3	—	1/4" F
121375175	4200 PSI	.75"	055	1	3	—	1/4" F
121470170	4200 PSI	.75"	060	1	4	—	1/4" F
121480180	4200 PSI	.75"	075	1	4	—	1/4" F
121395195	4200 PSI	.75"	080	1	3	—	1/4" F
121310000	4200 PSI	.75"	090	1	3	—	1/4" F
121320010	4200 PSI	.75"	100	1	3	—	1/4" F
121500100	4200 PSI	.75"	100	1	5	—	1/4" F
121320000	4200 PSI	.75"	120	1	3	—	1/4" F
123065184	4200 PSI	.920"	070	None	4	—	3/8" F
123065188	4200 PSI	.920"	040	1	4	—	3/8" F
123065187	4200 PSI	.920"	055	1	3	—	3/8" F
123065189	4200 PSI	.920"	085	1	3	—	3/8" F
123065186	4200 PSI	.920"	120	1	4	—	3/8" F
123065185	4200 PSI	.920"	140	1	4	—	3/8" F
123065182	4200 PSI	.920"	150	1	4	—	3/8" F
123065181	4200 PSI	.920"	200	1	4	—	3/8" F

- Nozzles with forward ports blast through and break up clogs.
- Rear ports thrust nozzle forward and flush debris.
- Great cornering ability.
- Stainless steel
- Size stamped on nozzle
- 1/8" ideal for 1"-3" lines.
- 1/4" ideal for 2"-4" lines.
- 3/8" ideal for 4"-8" lines.



**NEW!**

1/4"



**NEW!**

3/8"



**NEW!**

1/2"



**NEW!**

3/4"



**NEW!**

1"



## NON-ROTATING "BULLET" SEWER NOZZLES

ORDER #	PRESSURE	O.D.	NOZZLE SIZE	FRONT JETS	REAR JETS	SIDE JETS	INLET
649030216060	7252 PSI	.98"	060	1 or None	6	—	1/4" F
649030216080	7252 PSI	.98"	080	1 or None	6	—	1/4" F
649030216100	7252 PSI	.98"	100	1	6	—	1/4" F
649030216120	7252 PSI	.98"	120	1 or None	6	—	1/4" F
649030216150	7252 PSI	.98"	150	1	6	—	1/4" F
649030216200	7252 PSI	.98"	200	1 or None	6	—	1/4" F
649030314060	7252 PSI	1.18"	060	1	4	—	3/8" F
649030314080	7252 PSI	1.18"	080	1	4	—	3/8" F
649030314100	7252 PSI	1.18"	100	1	4	—	3/8" F
649030314120	7252 PSI	1.18"	120	1 or None	4	—	3/8" F
649030314150	7252 PSI	1.18"	150	1	4	—	3/8" F
649030314200	7252 PSI	1.18"	200	1	4	—	3/8" F
649030316060	7252 PSI	.98"	060	1 or None	6	—	3/8" F
649030316080	7252 PSI	.98"	080	1 or None	6	—	3/8" F
649030316100	7252 PSI	.98"	100	1	6	—	3/8" F
649030316120	7252 PSI	.98"	120	1 or None	6	—	3/8" F
649030316150	7252 PSI	.98"	150	1	6	—	3/8" F
649030316200	7252 PSI	.98"	200	1 or None	6	—	3/8" F
649030416060	7252 PSI	1.18"	060	1 or None	6	—	1/2" F
649030416080	7252 PSI	1.18"	080	1 or None	6	—	1/2" F
649030416100	7252 PSI	1.18"	100	1	6	—	1/2" F
649030416120	7252 PSI	1.18"	120	1 or None	6	—	1/2" F
649030416150	7252 PSI	1.18"	150	1	6	—	1/2" F
649030416200	7252 PSI	1.18"	200	1 or None	6	—	1/2" F
652200040400	7252 PSI	2.76"	400	0	6	—	3/4" F
652200050750	7252 PSI	2.95"	750	0	6	—	1" F
652200060750	7252 PSI	2.95"	750	1	6	—	1" F

- Made of wear resistant hardened stainless steel.
- Available with or without front port.
- Sturdy wall thickness.
- All ports are hardened stainless steel inserts, precisely drilled for efficiency.
- Ideal for removing sludge and silt, and blast through frozen clogs.
- 1/4" ideal for 2"-4" lines.
- 3/8" ideal for 4"-8" lines.
- 1/2" ideal for 6"-12" lines.
- 3/4" ideal for 12"-20" lines.
- 1" ideal for 20"-28" lines.

Inserts included



## NON-ROTATING "MILLING" TYPE SEWER NOZZLES

ORDER #	PRESSURE	O.D.	NOZZLE SIZE	FRONT JETS	REAR JETS	SIDE JETS	INLET
649010234050	5076 PSI	.95"	050	3	4	—	1/4" F
649010244060	5076 PSI	.95"	060	3 or 4	4	—	1/4" F
649010244070	5076 PSI	.95"	070	3 or 4	4	—	1/4" F
649010244080	5076 PSI	.95"	080	3 or 4	4	—	1/4" F
649010244100	5076 PSI	.95"	100	3 or 4	4	—	1/4" F
649010244120	5076 PSI	.95"	120	3 or 4	4	—	1/4" F
649010244150	5076 PSI	.95"	150	4	4	—	1/4" F
649010244200	5076 PSI	.95"	200	4	4	—	1/4" F
649010336055	5076 PSI	1.11"	055	3	6	—	3/8" F
649010346070	5076 PSI	1.11"	070	3 or 4	6	—	3/8" F
649010346080	5076 PSI	1.11"	080	3 or 4	6	—	3/8" F
649010346100	5076 PSI	1.11"	100	3 or 4	6	—	3/8" F
649010346120	5076 PSI	1.11"	120	3 or 4	6	—	3/8" F
649010346150	5076 PSI	1.11"	150	4	6	—	3/8" F
649010346200	5076 PSI	1.11"	200	3 or 4	6	—	3/8" F
649010346250	5076 PSI	1.11"	250	4	6	—	3/8" F
649010346270	5076 PSI	1.11"	270	4	6	—	3/8" F
649010446100	5076 PSI	1.23"	100	3 or 4	6	—	1/2" F
649010446120	5076 PSI	1.23"	120	3 or 4	6	—	1/2" F
649010446150	5076 PSI	1.23"	150	4	6	—	1/2" F
649010446200	5076 PSI	1.23"	200	3 or 4	6	—	1/2" F
649010446250	5076 PSI	1.23"	250	4	6	—	1/2" F
649010446310	5076 PSI	1.23"	310	3 or 4	6	—	1/2" F
652300040400	5076 PSI	1.50"	400	3 or 4	6	—	3/4" F
652300050750	5076 PSI	1.96"	750	3 or 4	9	—	1" F

- Sharp cutting edges and forward tearing jets tear through almost any clog.
- Works well for lines with roots.
- Ports are hardened stainless steel insert type with precision ports for optimum nozzle size.
- Hardened stainless steel body
- 1/4" ideal for 2"-4" lines.
- 3/8" ideal for 4"-8" lines.
- 1/2" ideal for 6"-12" lines.
- 3/4" ideal for 12"-20" lines.
- 1" ideal for 20"-28" lines.

Inserts included



**NEW!****NON-ROTATING BRASS SEWER NOZZLE**

ORDER #	PRESSURE	O.D.	FLOW RATE	NOZZLE SIZE	FRONT JETS	REAR JETS	SIDE JETS	INLET
121000360	3045 PSI	.59"	4.2 GPM	035	—	3	—	1/4" M

- Cone shape design is ideal for maneuvering through tight bends and elbows.
- Brass construction.
- Ideal for 2"-4" lines.
- For consumer and semi-professional use.

**NEW!****NON-ROTATING CORNERING SEWER NOZZLE**

ORDER #	PRESSURE	O.D.	FLOW RATE	NOZZLE SIZE	FRONT JETS	REAR JETS	SIDE JETS	INLET
121160360	5076 PSI	.59"	4.5 GPM	040	1	3	—	1/4" M
123160860	5076 PSI	.59"	6.6 GPM	060	1	8	—	3/8" M

- Extreme cone shape for cornering ability.
- Front jet for blasting through clogs.
- 8 rear jets for maximum thrust.
- Stainless steel

**NEW!****NON-ROTATING DESILTING SEWER NOZZLE**

ORDER #	PRESSURE	O.D.	FLOW RATE	NOZZLE SIZE	FRONT JETS	REAR JETS	SIDE JETS	INLET
120000312	7252 PSI	.98"	10.5 GPM	080	—	3	—	1/2" M

- For standard cleaning and desilting applications.
- Popular in Australia.
- Compact and heavy construction.
- Stainless steel

**NEW!****NON-ROTATING CONICAL SEWER NOZZLE**

ORDER #	PRESSURE	O.D.	FLOW RATE	NOZZLE SIZE	FRONT JETS	REAR JETS	SIDE JETS	INLET
120110410	7252 PSI	.95"	11.8 GPM	090	0	4	—	1/2" M

- Conical head for tight bends and elbows
- 4 rear jets (30°)
- Stainless steel

**NEW!****MALE NON-ROTATING BULLET SEWER NOZZLE**

ORDER #	PRESSURE	O.D.	NOZZLE SIZE	FRONT JETS	REAR JETS	SIDE JETS	INLET
649040416060	7252 PSI	1.18"	060	1 or None	6	—	1/2" M
649040416080	7252 PSI	1.18"	080	1 or None	6	—	1/2" M
649040416100	7252 PSI	1.18"	100	1	6	—	1/2" M
649040416120	7252 PSI	1.18"	120	1 or None	6	—	1/2" M
649040416150	7252 PSI	1.18"	150	1	6	—	1/2" M
649040416200	7252 PSI	1.18"	200	1 or None	6	—	1/2" M

- 1 or 0 front jet, 6 rear jets.
- Hardened stainless steel

Inserts included



**ST-49 ROTATING SEWER NOZZLE**

ORDER #	PRESSURE	O.D.	NOZZLE SIZE	FRONT JETS	REAR JETS	SIDE JETS	INLET
200049825	4000 PSI	.74"	045	None	3	None	1/8" F
200049830	4000 PSI	.74"	050	None	3	None	1/8" F
200049650	4000 PSI	.74"	055	None	3	None	1/8" F
200049840	4000 PSI	.74"	060	None	3	None	1/8" F
200049845	4000 PSI	.74"	070	None	3	None	1/8" F
200049850	4000 PSI	.74"	080	None	3	None	1/8" F
200049794	4000 PSI	.74"	040	None	3	None	1/4" F
200049795	4000 PSI	.74"	045	None	3	None	1/4" F
200049800	4000 PSI	.74"	050	None	3	None	1/4" F
200049600	4000 PSI	.74"	055	None	3	None	1/4" F
200049810	4000 PSI	.74"	060	None	3	None	1/4" F
200049815	4000 PSI	.74"	070	None	3	None	1/4" F
200049610	4000 PSI	.74"	080	None	3	None	1/4" F
200049700	4000 PSI	.74"	055	None	None	2	1/4" F
200065161	4000 PSI	.74"	090	None	None	2	1/4" F
200065162	4000 PSI	.74"	120	1	None	2	1/4" F
200049860	4000 PSI	.94"	040	None	3	None	3/8" F
200049870	4000 PSI	.94"	045	None	3	None	3/8" F
200049880	4000 PSI	.94"	050	None	3	None	3/8" F
200049890	4000 PSI	.94"	060	None	3	None	3/8" F
200049891	4000 PSI	.94"	080	None	3	None	3/8" F
200049892	4000 PSI	.94"	100	None	3	None	3/8" F
200049893	4000 PSI	.94"	120	None	3	None	3/8" F
200049894	4000 PSI	.94"	150	None	3	None	3/8" F
200049895	4000 PSI	.94"	200	None	3	None	3/8" F
200049896	4000 PSI	.94"	100	1	3	None	3/8" F
200049897	4000 PSI	.94"	120	1	3	None	3/8" F
200049898	4000 PSI	.94"	150	1	3	None	3/8" F
200049899	4000 PSI	.94"	180	1	3	None	3/8" F

- Brass and stainless construction
- Ideal for cleaning or flushing pipes.
- Size stamped on nozzle
- 1/8" ideal for 1"-3" lines.
- 1/4" ideal for 2"-4" lines.
- 3/8" ideal for 4"-8" lines.

1/8"



1/4"



3/8"

**ST-49.3 ROTATING SEWER NOZZLE**

ORDER #	PRESSURE	O.D.	FLOW RATE	NOZZLE SIZE	FRONT JETS	REAR JETS	SIDE JETS	INLET
200049950	7252 PSI	.47"	6.6 GPM	050	—	2	2	1/8" FBSP
200049970	7252 PSI	.47"	9.2 GPM	070	—	2	2	1/8" FBSP
200049951	7252 PSI	.47"	6.6 GPM	050	—	2	2	1/8" FNPT
200049971	7252 PSI	.47"	9.2 GPM	070	—	2	2	1/8" FNPT

- Hardened stainless steel.
- Slower rotor speed for higher cleaning performance.
- Ideal for cleaning heat exchange tubes.
- Excellent interior cleaning nozzle.

**VIBRATING ROTATING NOZZLE**

ORDER #	PRESSURE	O.D.	NOZZLE SIZE	FRONT JETS	REAR JETS	SIDE JETS	INLET
200049671	3625 PSI	1.14"	60	—	4	3	1/4" F
200049676	3625 PSI	1.57"	20	—	5	3	1/2" F
200049681	3625 PSI	2.36"	40	—	6	3	3/4" F
200049686	3625 PSI	3.11"	75	—	8	3	1" F

- Stainless steel and brass construction.



**NEW!****DUAL TURBO NOZZLE DRIVER**

ORDER #	PRESSURE	O.D.	FLOW RATE	OUTLET	INLET
200049410	5076 PSI	3.46"	21 GPM	2 x 1/4" M	3/8" F

- Use with 2 ST-357 Turbo Nozzles
- Brass body with stainless steel male 1/4" connections.
- Excellent choice for flushing silt and debris from sewer mainlines.

*shown with  
Turbo nozzles  
(not included)*

**NEW!****DUAL MEG NOZZLE DRIVER**

ORDER #	PRESSURE	O.D.	FLOW RATE	OUTLET	INLET
010000399	6091 PSI	2.83"	21 GPM	2 x 1/4" FNPT	1/2" F

- Use with 2 rear facing fan jet Meg nozzles.
- Brass body.
- Great choice for flushing sewer mainlines.

*shown with  
Meg nozzles  
(not included)*

**NEW!****SINGLE TURBO NOZZLE DRIVER**

ORDER #	PRESSURE	O.D.	FLOW RATE	OUTLET	INLET
200049400	5800 PSI	2.0625"	16 GPM	1/4" M	1/4" F

- Designed for connecting a Turbo Nozzle to a sewer cleaning hose.
- Hardened stainless steel.
- Fine choice for cutting and flushing roots.

*shown with  
Turbo nozzle  
(not included)*

**NEW!**

1/4"

**TURBO NOZZLE DRIVERS**

ORDER #	PRESSURE	O.D.	FLOW RATE	REAR JETS	OUTLET	INLET
040075200	5076 PSI	1.125"	20 GPM	6	1/4" M	1/4" F
040075205	5076 PSI	1.1875"	24 GPM	6	1/4" M	3/8" F
040075210	7252 PSI	1.4375"	24 GPM	6	1/4" M	3/8" F
040075215	7252 PSI	1.4375"	34 GPM	6	1/4" M	1/2" F

- For ST-357, ST-456, ST-457 & ST-559 Turbo Nozzles.
- Stainless steel.
- Ideal for thrusting Turbo Nozzles into sewer lines for root cutting and forward sidewall blasting.

*shown with  
Turbo nozzle  
(not included)*



*Inserts included*

**NEW!**

3/8" and 1/2"

**FOOT ACTUATED VALVE (3000 psi)**

Foot controlled valves allow both hands to be free to control the sewer hose pulling hose back and forth to flush pipes.

ORDER #	PRESSURE	TEMP.	INLET	OUTLET	FLOW RATE	WEIGHT
999000012	3000 PSI	320° F	3/8" FNPT	1/4" FNPT	8 GPM	7 lb

- Inlet and outlet are positioned to help keep hose out of the way.
- Heavy gauge steel construction for durability and stability.
- Pedal and valve are in protective housing.

Complete Valve Repair Kit: #200851484



Valve housing

**FOOT ACTUATED VALVE (5000 psi)**

Foot controlled valves allow both hands to be free to control the sewer hose pulling hose back and forth to flush pipes.

ORDER #	PRESSURE	TEMP.	INLET	OUTLET	FLOW RATE	WEIGHT
999002305	5000 PSI	300° F	3/8" FNPT	1/4" FNPT	12 GPM	15 lb
999002700	5000 PSI	300° F	3/8" FNPT	1/4" FNPT	12 GPM	15 lb

- Heavy gauge steel construction for durability and stability.
- Uses the ST-2305 or ST-2700 spray guns as a control valve.
- Pedal and valve are in protective housing.
- Inlet and outlet are positioned to help keep hose out of the way.

**ST-550 FOOT ACTUATED VALVE (7300 psi)**

Foot controlled valves allow both hands to be free to control the sewer hose pulling hose back and forth to flush pipes.

ORDER #	PRESSURE	TEMP.	INLET	OUTLET	FLOW RATE	WEIGHT
200550500	7300 PSI	300° F	1/4" FNPT	1/4" FNPT	10.5 GPM	9 lb

- Pedal and valve are in protective housing.
- Inlet and outlet are positioned to help keep hose out of the way.
- Stainless steel construction.

**7300 PSI**



# HIGH PRESSURE HOSE

Depending on your needs, Suttner America's hoses are durable and reliable and can handle pressures up to 6000 PSI, temperatures up to 300° F, and can be used with hot or cold water, and mild detergents.



pages  
74-82

HIGH PRESSURE HOSE





## WATER SUPPLY HOSE

ORDER #	PRESSURE	TEMP.	I.D.	O.D.	FITTINGS	LENGTH	WEIGHT	BOX QTY
B3V25050	200 PSI	200° F	5/8"	.88"	3/4" MGHT x 3/4" FGHT	50 ft	12.8 lb	4
B3V25100	200 PSI	200° F	5/8"	.88"	3/4" MGHT x 3/4" FGHT	100 ft	25.3 lb	2
B3V25150	200 PSI	200° F	5/8"	.88"	3/4" MGHT x 3/4" FGHT	150 ft	37.75 lb	1
B3V23050	200 PSI	200° F	3/4"	1.125"	3/4" MGHT x 3/4" FGHT	50 ft	18 lb	3
B3V23100	200 PSI	200° F	3/4"	1.125"	3/4" MGHT x 3/4" FGHT	100 ft	35.8 lb	2
B3V23150	200 PSI	200° F	3/4"	1.125"	3/4" MGHT x 3/4" FGHT	150 ft	54 lb	1

- Black bend guard on female end.
- EPDM tube and cover.
- Textile cord reinforced.
- Resistant to heat, sunlight, ozone and weathering.
- Excellent abrasion resistance.
- Crimped on, crush resistant brass garden hose connections.
- Designed specifically for supplying water to pressure washer inlet.



## CONSUMER HOSE

Perfect hose for consumer/DIY pressure washers.

ORDER #	PRESSURE	TEMP.	I.D.	O.D.	FITTINGS	LENGTH	WEIGHT	BOX QTY
080032008	3000 PSI	140° F	1/4"	.44"	M22 x M22	25 ft	1.64 lb	16
080032010	3000 PSI	140° F	1/4"	.44"	1/4" FBSP swivel Nut x M22	25 ft	1.64 lb	16
080032012	3000 PSI	140° F	1/4"	.44"	M22 x M22	30 ft	2 lb	14
080032020	3000 PSI	140° F	1/4"	.44"	M22 x M22	50 ft	3.28 lb	10
080032015	3000 PSI	140° F	1/4"	.44"	3/8" M x M22 Screw coupling	50 ft	3.28 lb	10

- Designed for cold water consumer gas and electric pressure washers.
- Reinforced with one layer of polyester braid.
- Smooth thermo plastic non-marking cover.
- Resistant to cleaning detergents.



## 1/4" SINGLE WIRE 3000 PSI HOSE

A heavier, more durable DIY hose.

ORDER #	PRESSURE	TEMP.	I.D.	O.D.	FITTINGS	LENGTH	WEIGHT	BOX QTY
B3V00125	3000 PSI	-15° F to 250° F	1/4"	.693"	M22 x M22	25 ft	3.41 lb	12
B3V00130	3000 PSI	-15° F to 250° F	1/4"	.693"	M22 x M22	30 ft	4.10 lb	12
B3V00150	3000 PSI	-15° F to 250° F	1/4"	.693"	M22 x M22	50 ft	6.8 lb	10

- Black bend guards on each end.
- Wrapped abrasion resistant synthetic rubber cover.
- Reinforced with one layer of high tensile steel wire.
- Heat resistant synthetic rubber inner tube.
- Suitable for consumer pressure washers.
- More durable than the standard DIY hose.



**NEW!**



## 1/4" SINGLE WIRE 3000 PSI BLUE SMOOTH HOSE

ORDER #	PRESSURE	TEMP.	I.D.	O.D.	FITTINGS	LENGTH	WEIGHT	BOX QTY
B3V00204	3000 PSI	-15° F to 250° F	1/4"	.693"	1/4" MNPT x M swivel	25 ft	2.8 lb	10
B3V00205	3000 PSI	-15° F to 250° F	1/4"	.693"	1/4" MNPT x M swivel	50 ft	5.6 lb	5
B3V00207	3000 PSI	-15° F to 250° F	1/4"	.693"	1/4" MNPT x M swivel	75 ft	8.25 lb	3
B3V00210	3000 PSI	-15° F to 250° F	1/4"	.693"	1/4" MNPT x M swivel	100 ft	11 lb	2
B3V00250	3000 PSI	-15° F to 250° F	1/4"	.693"	1/4" MNPT x M swivel	150 ft	16.5 lb	1
B3V00300	3000 PSI	-15° F to 250° F	1/4"	.693"	1/4" MNPT x M swivel	200 ft	22 lb	1

- Black bend guards on each end.
- Blue non-marking abrasion resistant smooth synthetic rubber cover.
- Reinforced with one layer of high tensile steel wire.
- Heat resistant synthetic rubber inner tube.
- Designed as a solution hose for carpet cleaning equipment and high pressure cleaning applications.

### REPAIR YOUR OWN HOSE (fittings & ferrules)

Note: each fitting requires a crimp ferrule

ORDER #	DESCRIPTION	SIZE	WEIGHT	COLOR	BOX QTY
B3R00205	Bulk Hose	500 ft reel	70 lb	Blue	1
899300014	Zinc Crimp Ferrule	12.8 mm - 13.0 mm	---	---	25
898300014	Zinc Fitting	1/4" MNPT x Barb	2.6 oz	---	25
898300015	Zinc Fitting	1/4" MNPTx Barb swivel	3.2 oz	---	25
080030814	Rubber Bend Restrictors	for 1/4" Hose	---	Black	25

**NEW!**

3/8" QC Socket/Plug



## 5/16" SINGLE WIRE 4000 PSI HOSE


ORDER #	PRESSURE	TEMP.	I.D.	O.D.	FITTINGS	LENGTH	WEIGHT	BOX QTY
B3V45025	4000 PSI	-15° F to 250° F	5/16"	.65"	3/8" MNPT x M swivel	25 ft	4.3 lb	10
B3V45026	4000 PSI	-15° F to 250° F	5/16"	.65"	M22 x 3/8" M swivel	25 ft	5 lb	7
B3V45035	4000 PSI	-15° F to 250° F	5/16"	.65"	M22 x M22	25 ft	4.3 lb	10
B3V45040	4000 PSI	-15° F to 250° F	5/16"	.65"	3/8" QC Socket/Plug	25 ft	5 lb	10
B3V45050	4000 PSI	-15° F to 250° F	5/16"	.65"	3/8" MNPT x M swivel	50 ft	8.5 lb	5
B3V45075	4000 PSI	-15° F to 310° F	5/16"	.65"	M22 x M22	50 ft	8.5 lb	5
B3V45055	4000 PSI	-15° F to 250° F	5/16"	.65"	M22 x M22 swivel	50 ft	9 lb	5

- Reinforced with one layer of high tensile steel wire.
- Heat resistant synthetic rubber inner tube.
- Wrapped abrasion resistant synthetic cover.
- Suitable for consumer and commercial pressure washers.
- Black bend guards on each end.
- Lighter weight wire braided rubber alternative.

### REPAIR YOUR OWN HOSE (fittings & ferrules)

Note: each fitting requires a crimp ferrule

ORDER #	DESCRIPTION	SIZE	WEIGHT	COLOR	BOX QTY
B3R45050	Bulk Hose	500 ft reel	90 lb	Black	1
899400016	Zinc Crimp Ferrule	16.15 mm - 16.65 mm	---	---	25
898400616	Zinc Fitting	3/8" MNPT x Barb	2.8 oz	---	25
898400618	Zinc Fitting	3/8" MNPTx Barb swivel	3.8 oz	---	25
898400622	Brass/Plated Steel	M22	3.8 oz	---	25
080030816	Rubber Bend Restrictors	for 5/16" Hose	---	Black	25



**NEW!**

### 5/16" DOUBLE WIRE 5800 PSI HOSE

ORDER #	PRESSURE	TEMP	I.D.	O.D.	FITTINGS	LENGTH	WEIGHT	BOX QTY
B3V45115	5800 PSI	-15° F to 302° F	5/16"	.65	M22 x M22 swivel	50 ft	15.35 lb	5
B3V45122	5800 PSI	-15° F to 302° F	5/16"	.65	M22 x M22 swivel	75 ft	23 lb	3
B3V45130	5800 PSI	-15° F to 302° F	5/16"	.65	M22 x M22 swivel	100 ft	30.7 lb	3
B3V45150	5800 PSI	-15° F to 302° F	5/16"	.65	M22 x 11mm swivel	50 ft	15.0 lb	5
B3V45175	5800 PSI	-15° F to 302° F	5/16"	.65	M22 x 11mm swivel	75 ft	22.5 lb	3
B3V45180	5800 PSI	-15° F to 302° F	5/16"	.65	M22 x 11mm swivel	100 ft	30 lb	3

- Double wire braided rubber hose.
- Hot water replacements.
- Heat resistant synthetic rubber inner tube.
- Suitable for consumer and commercial pressure washers.



M22 x M22 Swivel



M22 x 11 mm Swivel

**NEW!**

### 5/16" DOUBLE WIRE 6000 PSI HOSE

ORDER #	PRESSURE	TEMP.	I.D.	O.D.	FITTINGS	LENGTH	WEIGHT	BOX QTY
B3V45105	6000 PSI	-15° F to 250° F	5/16"	.672"	3/8" MNPT x M swivel	50 ft	8.83 lb	4
B3V45106	6000 PSI	-15° F to 250° F	5/16"	.672"	M22 x M22	50 ft	11.95 lb	5
B3V45110	6000 PSI	-15° F to 250° F	5/16"	.672"	3/8" MNPT x M swivel	100 ft	17.00 lb	2

- Double wire braided rubber hose.
- Heat resistant synthetic rubber inner tube.
- Wrapped abrasion resistant synthetic cover.
- Red bend guards on each end.
- Suitable for consumer and commercial pressure washers.
- Lighter weight wire braided rubber alternative.



3/8" MNPT x M Swivel



M22 x M22



Crimp Ferrule

Swivel

Solid

Solid

#### REPAIR YOUR OWN HOSE (fittings & ferrules)

Note: each fitting requires a crimp ferrule

ORDER #	DESCRIPTION	SIZE	WEIGHT	COLOR	BOX QTY
B3R45105	Bulk Hose	500 ft reel	95 lb	Black	1
899600016	Zinc Crimp Ferrule	18.50 mm - 19.00 mm	---	---	25
898400616	Zinc Fitting	3/8" MNPT x Barb	2.8 oz	---	25
898400618	Zinc Fitting	3/8" MNPT x Barb swivel	3.8 oz	---	25
898400622	Brass/Plated Steel	M22	3.8 oz	---	25
080030817	Rubber Bend Restrictors	for 5/16" Hose	---	Red	25

### 3/8" SINGLE WIRE 3000 PSI HOSE

ORDER #	PRESSURE	TEMP.	I.D.	O.D.	FITTINGS	LENGTH	WEIGHT	BOX QTY
B3V30050	3000 PSI	-15° F to 302° F	3/8"	.689	M22 x M22 swivel	50 ft	12.15 lb	5
B3V30075	3000 PSI	-15° F to 302° F	3/8"	.689	M22 x M22 swivel	75 ft	18.25 lb	3
B3V30100	3000 PSI	-15° F to 302° F	3/8"	.689	M22 x M22 swivel	100 ft	24.3 lb	3

- Reinforced with one layer of high tensile steel wire.
- Heat resistant synthetic rubber inner tube.
- Suitable for consumer pressure washers.
- Hot water replacements.



**NEW!**



**NEW!**

### 3/8" SINGLE WIRE 4000 PSI HOSE

ORDER #	PRESSURE	COLOR	FITTINGS	LENGTH	WEIGHT	BOX QTY
B3V00340	4000 PSI	Black	3/8" MNPT x M swivel	25 ft	4.57 lb	6
B3V00341	4000 PSI	Gray	3/8" MNPT x M swivel	25 ft	4.57 lb	6
B3V00342	4000 PSI	Blue	3/8" MNPT x M swivel	25 ft	4.57 lb	6
B3V00343	4000 PSI	Yellow	3/8" MNPT x M swivel	25 ft	4.57 lb	6
B3V00350	4000 PSI	Black	3/8" MNPT x M swivel	50 ft	9.15 lb	5
B3V00351	4000 PSI	Black	3/8" QC Socket/Plug	50 ft	9.15 lb	5
B3V00352	4000 PSI	Gray	3/8" MNPT x M swivel	50 ft	9.15 lb	4
B3V00353	4000 PSI	Gray	3/8" QC Socket/Plug	50 ft	9.15 lb	4
B3V00354	4000 PSI	Blue	3/8" MNPT x M swivel	50 ft	9.15 lb	5
B3V00355	4000 PSI	Yellow	3/8" MNPT x M swivel	50 ft	9.15 lb	4
B3V00375	4000 PSI	Black	3/8" MNPT x M swivel	75 ft	13.75 lb	3
B3V00376	4000 PSI	Gray	3/8" MNPT x M swivel	75 ft	13.75 lb	3
B3V00377	4000 PSI	Blue	3/8" MNPT x M swivel	75 ft	13.75 lb	3
B3V00378	4000 PSI	Yellow	3/8" MNPT x M swivel	75 ft	13.75 lb	3
B3V00380	4000 PSI	Black	3/8" MNPT x M swivel	100 ft	18.25 lb	3
B3V00381	4000 PSI	Black	3/8" QC Socket/Plug	100 ft	18.25 lb	2
B3V00382	4000 PSI	Gray	3/8" MNPT x M swivel	100 ft	18.25 lb	3
B3V00383	4000 PSI	Gray	3/8" QC Socket/Plug	100 ft	18.25 lb	2
B3V00384	4000 PSI	Blue	3/8" MNPT x M swivel	100 ft	18.25 lb	3
B3V00700	4000 PSI	Yellow	3/8" MNPT x M swivel	100 ft	18.25 lb	2
B3V00390	4000 PSI	Black	3/8" MNPT x M swivel	150 ft	27.4 lb	1
B3V00391	4000 PSI	Gray	3/8" MNPT x M swivel	150 ft	27.4 lb	1
B3V00395	4000 PSI	Black	3/8" MNPT x M swivel	200 ft	36.5 lb	1
B3V00396	4000 PSI	Gray	3/8" MNPT x M swivel	200 ft	36.5 lb	1

TEMP.	I.D.	O.D.
-15° F to 250° F	3/8"	.693"

- Heat resistant synthetic rubber inner tube.
- Synthetic rubber abrasion resistant wrapped cover.
- Designed for commercial high pressure cleaning applications.

- Single wire braided rubber hose.
- Black bend guards on each end.



#### REPAIR YOUR OWN HOSE (fittings & ferrules)

Note: each fitting requires a crimp ferrule

ORDER #	DESCRIPTION	SIZE	WEIGHT	COLOR	BOX QTY
B3R00351	Bulk Hose	500 ft reel	92 lb	Black	1
B3R00353	Bulk Hose	500 ft reel	92 lb	Gray	1
B3R00354	Bulk Hose	500 ft reel	92 lb	Blue	1
B3R00355	Bulk Hose	500 ft reel	92 lb	Yellow	1
899400038	Zinc Crimp Ferrule	19.50 mm - 20.0 mm	---	---	25
898400738	Zinc Fitting	3/8" MNPT x Barb	3.0 oz	---	25
898400739	Zinc Fitting	3/8" MNPT x Barb swivel	3.5 oz	---	25
080030838	Rubber Bend Restrictors	for 3/8" Hose	---	Black	25

### 3/8" SINGLE WIRE 4000 PSI HOSE

ORDER #	PRESSURE	TEMP.	I.D.	O.D.	FITTINGS	LENGTH	WEIGHT	BOX QTY
B3V00322	4000 PSI	-15° F to 250° F	3/8"	.693"	3/8" MNPT x M swivel	25 ft	4.57 lb	6
B3V00332	4000 PSI	-15° F to 250° F	3/8"	.693"	3/8" MNPT x M swivel	50 ft	9.15 lb	5
B3V00362	4000 PSI	-15° F to 250° F	3/8"	.693"	3/8" MNPT x M swivel	100 ft	18.25 lb	3

- Single wire braided rubber hose.
- Black bend guard on solid fitting end.
- 2 ft durable PVC protective sleeve on swivel fitting end.
- Heat resistant synthetic rubber inner tube.
- Synthetic rubber abrasion resistant wrapped cover.
- Designed for commercial high pressure cleaning applications.

ALSO AVAILABLE: 6000 PSI

**NEW!**



**NEW!**



### 3/8" SINGLE WIRE 4000 PSI SMOOTH HOSE

ORDER #	PRESSURE	COLOR	FITTINGS	LENGTH	WEIGHT	BOX QTY
B3V00325	4000 PSI	Black	3/8" MNPT x M swivel	25 ft	6 lb	6
B3V00326	4000 PSI	Blue	3/8" MNPT x M swivel	25 ft	6 lb	6
B3V00334	4000 PSI	Black	3/8" MNPT x M swivel	50 ft	12.5 lb	5
B3V00335	4000 PSI	Blue	3/8" MNPT x M swivel	50 ft	12.5 lb	4
B3V00424	4000 PSI	Black	3/8" MNPT x M swivel	75 ft	18 lb	3
B3V00425	4000 PSI	Blue	3/8" MNPT x M swivel	75 ft	18 lb	3
B3V00534	4000 PSI	Black	3/8" MNPT x M swivel	100 ft	25 lb	3
B3V00547	4000 PSI	Blue	3/8" MNPT x M swivel	100 ft	25 lb	3
B3V00536	4000 PSI	Black	3/8" MNPT x M swivel	150 ft	37.5 lb	1
B3R00420	4000 PSI	Blue	3/8" MNPT x M swivel	200 ft	50 lb	1
B3R00430	4000 PSI	Blue	3/8" MNPT x M swivel	300 ft	75 lb	1

TEMP.	I.D.	O.D.
-15° F to 250° F	3/8"	.693"

- Heat resistant synthetic rubber inner tube.
- Designed as a solution hose for carpet cleaning equipment and for high pressure cleaning applications.
- Reinforced with one layer of high tensile steel wire.
- Black bend guards on each end.
- Blue non-marking abrasion resistant smooth Synthetic rubber cover.

#### REPAIR YOUR OWN HOSE (fittings & ferrules)

Note: each fitting requires a crimp ferrule


ORDER #	DESCRIPTION	SIZE	WEIGHT	COLOR	BOX QTY
B3R00334	Bulk Hose	500 ft reel	92 lb	Black	1
B3R00436	Bulk Hose	500 ft reel	92 lb	Blue	1
899400038	Zinc Crimp Ferrule	18.50 mm - 19.00 mm	---	---	25
898400738	Zinc Fitting	3/8" MNPT x Barb	3.0 oz	---	25
898400739	Zinc Fitting	3/8" MNPT x Barb swivel	3.5 oz	---	25
080030838	Rubber Bend Restrictors	for 3/8" Hose	---	Black	25

### 3/8" SINGLE WIRE 4000 PSI "JUMPER" HOSE

ORDER #	PRESSURE	TEMP.	I.D.	O.D.	FITTINGS	LENGTH	WEIGHT	BOX QTY
B3V00018	4000 PSI	-15° F to 250° F	3/8"	.693"	3/8" MNPT x M swivel	18 in	.5 lb	50
B3V00002	4000 PSI	-15° F to 250° F	3/8"	.693"	3/8" MNPT x M swivel	2 ft	.6 lb	50
B3V00003	4000 PSI	-15° F to 250° F	3/8"	.693"	3/8" MNPT x M swivel	3 ft	.9 lb	50
B3V00004	4000 PSI	-15° F to 250° F	3/8"	.693"	3/8" MNPT x M swivel	4 ft	1.2 lb	25
B3V00006	4000 PSI	-15° F to 250° F	3/8"	.693"	3/8" MNPT x M swivel	6 ft	1.8 lb	15
B3V00010	4000 PSI	-15° F to 250° F	3/8"	.693"	3/8" MNPT x M swivel	10 ft	3 lb	10

- Synthetic rubber abrasion resistant wrapped cover.
- Heat resistant synthetic rubber tube.
- Commercial grade.
- Reinforced with one layer of high tensile steel wire.
- Designed for connecting hose reels to pressure washers.

**NEW!**



**NEW!**



### 3/8" DOUBLE WIRE 6000 PSI **SST** HOSE

ORDER #	PRESSURE	COLOR	FITTINGS	LENGTH	WEIGHT	BOX QTY
B3V47050	6000 PSI	Black (SST)	3/8" MNPT x M swivel	50 ft	15.25 lb	5
B3V47100	6000 PSI	Black (SST)	3/8" MNPT x M swivel	100 ft	30.5 lb	3

TEMP.	I.D.	O.D.
250° F	3/8"	.74"

- Heat resistant synthetic rubber inner tube.
- Red bend guards on each end.
- Reinforced with two layers of high tensile steel wire braid.
- Designed for high pressure cleaning applications that require exceptional cover wear resistant.
- Suttner Super Tuff (SST) has an additional, more durable coating that makes the SST hose more abrasion resistant, non marking and **Super Tuff**.

**NEW!**



### 3/8" DOUBLE WIRE 6000 PSI HOSE

ORDER #	PRESSURE	COLOR	FITTINGS	LENGTH	WEIGHT	BOX QTY
B3V58025	6000 PSI	Black	3/8" MNPT x M swivel	25 ft	7.6 lb	6
B3V58050	6000 PSI	Black	3/8" MNPT x M swivel	50 ft	15.25 lb	4
B3V58060	6000 PSI	Gray	3/8" MNPT x M swivel	50 ft	15.25 lb	4
B3V58075	6000 PSI	Black	3/8" MNPT x M swivel	75 ft	22.8 lb	3
B3V58100	6000 PSI	Black	3/8" MNPT x M swivel	100 ft	30.5 lb	2
B3V58101	6000 PSI	Gray	3/8" MNPT x M swivel	100 ft	30.5 lb	2
B3V58150	6000 PSI	Gray	3/8" MNPT x M swivel	150 ft	45.75 lb	1
B3V58200	6000 PSI	Gray	3/8" MNPT x M swivel	200 ft	61 lb	1

TEMP.	I.D.	O.D.
-15° F to 250° F	3/8"	.77"

- Bend guards on each end.
- Heat resistant synthetic rubber inner tube.
- Designed for high pressure cleaning applications.
- Abrasion resistant wrapped synthetic rubber cover.
- Double wire braided rubber hose.
- Bend guards on each end.
- An ideal hose for hot water applications.



Crimp Ferrule



Swivel

Solid

#### REPAIR YOUR OWN HOSE (fittings & ferrules)

**Note: each fitting requires a crimp ferrule**

ORDER #	DESCRIPTION	SIZE	WEIGHT	COLOR	BOX QTY
B3R58050	Bulk Hose	500 ft reel	155 lb	Black	1
B3R58060	Bulk Hose	500 ft reel	155 lb	Gray	1
899600038	Zinc Crimp Ferrule	21.30 mm - 21.80 mm	---	---	25
898400738	Zinc Fitting	3/8" MNPT x Barb	3.0 oz	---	25
898400739	Zinc Fitting	3/8" MNPT x Barb swivel	3.5 oz	---	25
898400722	Brass/Plated Steel	M22	3.8 oz	---	25
080030839	Rubber Bend Restrictors	for 3/8" Hose	---	Red	25

### 3/8" DOUBLE WIRE 6000 PSI "JUMPER" HOSE

ORDER #	PRESSURE	TEMP.	I.D.	O.D.	FITTINGS	LENGTH	WEIGHT	BOX QTY
B3V58018	6000 PSI	-15° F to 250° F	3/8"	.77"	3/8" MNPT x M swivel	18 in	.5 lb	50
B3V58002	6000 PSI	-15° F to 250° F	3/8"	.77"	3/8" MNPT x M swivel	2 ft	.6 lb	50
B3V58003	6000 PSI	-15° F to 250° F	3/8"	.77"	3/8" MNPT x M swivel	3 ft	.9 lb	50
B3V58004	6000 PSI	-15° F to 250° F	3/8"	.77"	3/8" MNPT x M swivel	4 ft	1.2 lb	25
B3V58006	6000 PSI	-15° F to 310° F	3/8"	.77"	3/8" MNPT x M swivel	6 ft	1.8 lb	15
B3V58010	6000 PSI	-15° F to 250° F	3/8"	.77"	3/8" MNPT x M swivel	10 ft	3 lb	10

- Double wire braided rubber hose.
- Synthetic rubber abrasion resistant wrapped cover.
- Designed for connecting hose reels to pressure washers.
- Reinforced with one layer of high tensile steel wire.
- Heat resistant synthetic rubber tube.
- Commercial grade.



### 3/8" 7200 PSI "ULTRA HIGH" PRESSURE HOSE

ORDER #	PRESSURE	TEMP.	I.D.	O.D.	FITTINGS	LENGTH	WEIGHT	BOX QTY
B3V72050	7200 PSI	-15° F to 250° F	3/8"	.77"	3/8" MNPT x M swivel	50 ft	16.25 lb	4
B3V72100	7200 PSI	-15° F to 250° F	3/8"	.77"	3/8" MNPT x M swivel	100 ft	31.5 lb	2
B3V72150	7200 PSI	-15° F to 250° F	3/8"	.77"	3/8" MNPT x M swivel	150 ft	46.75 lb	1

- Designed for commercial high pressure cleaning applications.
- An ideal hose for hot water applications.
- Red bend guards on each end.
- Commercial grade.
- Synthetic rubber abrasion resistant wrapped cover.



### 1/2" DOUBLE WIRE 4000 PSI HOSE

ORDER #	PRESSURE	TEMP.	I.D.	O.D.	FITTINGS	LENGTH	WEIGHT	BOX QTY
B3V00750	4000 PSI	-15° F to 250° F	1/2"	.81"	1/2" MNPT x M swivel	50 ft	11.8 lb	3
B3V00775	4000 PSI	-15° F to 250° F	1/2"	.81"	1/2" MNPT x M swivel	75 ft	17.7 lb	2

- Double wire braided rubber hose.
- Red bend guards on each end.
- Heat resistant synthetic rubber inner tube.
- Designed for high pressure cleaning applications.



#### REPAIR YOUR OWN HOSE (fittings & ferrules)

Note: each fitting requires a crimp ferrule

ORDER #	DESCRIPTION	SIZE	WEIGHT	COLOR	BOX QTY
B3R00750	Bulk Hose	500 ft reel	125 lb	Black	1
899400050	Zinc Crimp Ferrule	25.7 mm - 26.20 mm	---	---	25
898400650	Zinc Fitting	1/2" MNPT x Barb	---	---	25
898400651	Zinc Fitting	1/2" MNPTx Barb swivel	---	---	25
080030845	Rubber Bend Restrictors	for 1/2" Hose	---	Red	25



### 1/2" DOUBLE WIRE 6000 PSI HOSE

ORDER #	PRESSURE	TEMP.	I.D.	O.D.	FITTINGS	LENGTH	WEIGHT	BOX QTY
B3V00760	6000 PSI	-15° F to 250° F	1/2"	.81"	1/2" MNPT x M swivel	50 ft	13.5 lb	3
B3V00765	6000 PSI	-15° F to 250° F	1/2"	.81"	1/2" MNPT x M swivel	100 ft	26.0 lb	2

- Heat resistant synthetic rubber inner tube.
- Designed for high pressure cleaning applications.
- Double wire braided rubber hose.
- Red bend guards on each end.





#080030872

#080030871



## HOSE BEND PROTECTORS

*(extends the life of the hose)*

ORDER #	FITS HOSE	DESCRIPTION	WEIGHT
080030872	Fits 1/4" hose	For assembly during manufacturing only	.02 lb
080030871	Fits 3/8" hose	For assembly during manufacturing only	.14 lb

- Special material that is more UV and ozone resistant than rubber.
- Resistant to cleaning detergents.



private label available

### ALSO AVAILABLE:

**080030871 in assorted colors:**  
Special order, minimum quantities



## PROTECTIVE HOSE SLEEVE

*24" durable PVC protective guard attaches to the trigger gun end of a pressure washer hose providing the operator protection against high pressure burst.*

ORDER #	DESCRIPTION	COLOR	WEIGHT
003042408	24" PVC	Black	.2 lb
080030825	24" PVC	Red	.2 lb

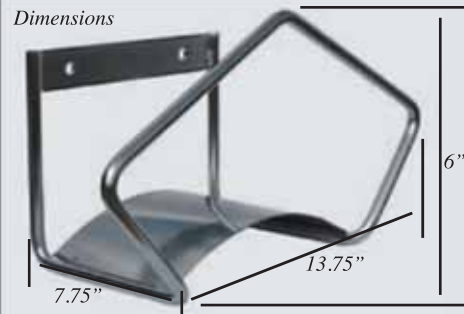
## HOSE HANGER *(stainless steel)*

ORDER #	MATERIAL	DIMENSION	WEIGHT
11006	Polished Stainless Steel	13.75" x 6" x 7.75"	2 lb

- Polished stainless steel.
- Food Grade
- Holds 175 ft of 3/8" hose
- Holds 120 ft of 1/2" hose
- Holds 90 ft of 3/4" hose



Dimensions





# ACCESSORIES

Suttner America offers a wide variety of accessories to fit your pressure washer needs.



pages  
83-89

ACCESSORIES





### ST-8 FLOAT VALVE *(adjustable float)*

Used to regulate the maximum water level in a float tank.  
When the maximum water level drops the float valve opens.

ORDER #	PRESSURE	TEMP.	FLOW RATE	INLET	WEIGHT
200008520	140 PSI	176° F	5 GPM	1/2"	.44 lb

- Valve housing and connection are corrosion resistant material, brass and plastics.

Repair Kit:  
#200008495



1/2" Adapter:  
#200008526



Replacement Ball:  
#030000180



### ST-10 & ST-11 FLOAT TANK/LID

Complete float tank & lid used in regulating a constant flow of water to the pressure washer.

ORDER #	WEIGHT
999000780	1.38 lb

- 100% polypropylene.
- Mount ST-8 float valve anywhere needed.



### ST-10 FLOAT TANK

ORDER #	HOLD CAPACITY	DIMENSIONS	WEIGHT
020000780	020000780	1.12 lb	1.12 lb

- 100% polypropylene.
- Mount ST-8 float valve anywhere needed.



### ST-11 FLOAT TANK LID

ORDER #	WEIGHT
020000800	.26 lb

- 100% polypropylene.
- Keeps contaminants out of float tank water.

## ST-20 ROTATING BRUSHES

Rotating bristles for more effective cleaning. Ideal for car wash applications.

ORDER #	PRESSURE	TEMP.	FLOW RATE	INLET	BRISTLES	WEIGHT
200020020	725 PSI	122° F	8 GPM	1/4" MNPT	Natural	1.68 lb
200020050	725 PSI	122° F	8 GPM	1/4" MNPT	Nylon	1.68 lb

- Natural horse hair or nylon bristles are available.
- Comes with a 2.8 MM nozzle.
- 7 inch diameter

**Replacement Bristles:**  
Natural #020000910  
Nylon #020000870



## ST-21 ADJUSTABLE ROTATING BRUSHES

Rotating bristles for more effective cleaning. Can be adjusted by as much as 180° making it perfect for both vertical and horizontal surfaces. Ideal for car wash applications.

ORDER #	PRESSURE	TEMP.	FLOW RATE	INLET	BRISTLES	WEIGHT
200021021	725 PSI	122° F	8 GPM	8 GPM	Natural	1.68 lb
200021121	725 PSI	122° F	8 GPM	8 GPM	Nylon	1.68 lb

- Natural horse hair or nylon bristles are available.
- Comes with a 2.8 MM nozzle.
- 7 inch diameter

**Replacement bristles:**  
Natural #020000910  
Nylon #020000870

- Knuckle allows angle adjustment of brush.



## ST-36 SLUDGE PUMP (high output)

Attaches to pressure washer and turns it into a high output pump. Great for flood cleanup, car wash pits, draining pools or chemical spills.

ORDER # 15ft	ORDER # 25ft	PRESSURE	FLOW RATE	INLET	ORIFICE	TEMP
999QC1540	999QC2540	4000 PSI	11:1	1/4" M Q.C.	4.0 (0°)	104° F
999QC1545	999QC2545	4000 PSI	11:1	1/4" M Q.C.	4.5 (0°)	104° F
999QC1550	999QC2550	4000 PSI	11:1	1/4" M Q.C.	5.0 (0°)	104° F
999QC1555	999QC2555	4000 PSI	11:1	1/4" M Q.C.	5.5 (0°)	104° F
999QC1560	999QC2560	4000 PSI	11:1	1/4" M Q.C.	6.0 (0°)	104° F
999001540	999002540	4000 PSI	11:1	M22	4.0 (0°)	104° F
999001545	999002545	4000 PSI	11:1	M22	4.5 (0°)	104° F
999001550	999002550	4000 PSI	11:1	M22	5.0 (0°)	104° F
999001555	999002555	4000 PSI	11:1	M22	5.5 (0°)	104° F
999001560	999002560	4000 PSI	11:1	M22	6.0 (0°)	104° F

- Water flowing through the high pressure nozzle creates a powerful venturi suction that vacuums up slurry solutions.
- Debris as large as 3/4" will pass through the casting and out the discharge hose.
- Vacuums up liquid slurries at a ratio of 11:1 (Example: 4 GPM will produce an output of 44 GPM).
- Hose barb 1 1/2"
- 8-10 lbs (depending on hose length)

**Replacement hose:** #900000003



M22 Screw Nipple



1/4" Q.C. Plug



Scan QR code to watch a short demo

[www.youtube.com/watch?v=03kmvffh6qU](http://www.youtube.com/watch?v=03kmvffh6qU)



Casting assembly w/ hose barb #200036500 (without nipple and nozzle)



### ST-55 SANDBLASTING KIT

Designed for sandblasting a variety of surfaces and capable of removing most coatings down to white metal. Graffiti clean up, paint surface preparation, etc.

ORDER #	PRESSURE	TEMP.	DISCHARGE NOZZLE	FLOW RATE	ORIFICE	WEIGHT
200055509	3600 PSI	194° F	Steel	8 GPM	4.0	4.92 lb
200055504	3600 PSI	194° F	Steel	8 GPM	5.0	4.92 lb
200055500	3600 PSI	194° F	Steel	8 GPM	6.0	4.92 lb
200055507	3600 PSI	194° F	Steel	8 GPM	7.0	4.92 lb
200055508	3600 PSI	194° F	Steel	8 GPM	8.0	4.92 lb
200055491	3600 PSI	194° F	None	8 GPM	4.0	4.52 lb
200055494	3600 PSI	194° F	None	8 GPM	5.0	4.52 lb
200055492	3600 PSI	194° F	None	8 GPM	6.0	4.52 lb
200055497	3600 PSI	194° F	None	8 GPM	7.0	4.52 lb
200055493	3600 PSI	194° F	None	8 GPM	8.0	4.52 lb

- Works on venturi principle.
- Adjustable sand volume valve.
- Available with steel sand nozzle.
- Use silica sand for best results.
- 13 ft hose

Replacement Discharge Nozzles:  
#200055540



### NOZZLE HOLDER (for 1/4" lance)

Easy access to nozzles

ORDER #	MATERIAL	TEMP.	WEIGHT
020002515	Soft durable polymer	140° F	.10 lb

- Holds 4 of your most commonly used 1/4" Quick Connect nozzles for quick and easy access.



Slides over 1/4" lance

#130000140



#130000130

### PLASTIC FEET & RING

Stabilizes work stands.

ORDER #	DESCRIPTION	USES
130000130	Plastic Ring	Stabilizes wash stands
130000140	Plastic Foot	Keeps base out of standing water

**NEW!**

## ST-15 DE-SCALING PUMP

**Extends the time between coil cleanings by 4X.**

*Designed to introduce a de-scaling chemical that removes minerals which cause water hardness. Helps eliminate calcium build up and lime scale deposits in coil of pressure washers. Ideal for hot water machines.*

ORDER #	INJECTION RATE	SIZE	VOLTS
200015526	.037 Gal/Hr	4.8" x 2.8" x 2.4"	12V / DC
200015525	.037 Gal/Hr	4.8" x 2.8" x 2.4"	24V
200015550	.037 Gal/Hr	4.8" x 2.8" x 2.4"	115V
200015535	.037 Gal/Hr	4.8" x 2.8" x 2.4"	230V

- Reduces coil back pressure.
- Easy installation
- 2.5 RPM motor
- 30" power cord
- More cost effective than cleaning your coil.
- Made in Germany



## UNDERBODY LANCE

*Ideal for rinsing mud, dirt, snow or salt from under your car/truck underbody. Comes with our ST-601 Inline Spray Gun. Connects to your existing pressure washer. Light in weight and rolls easy with a long reach.*

ORDER #	PRESSURE	TEMP.	INLET	LENGTH	WEIGHT
200601610	3000 PSI	300° F	3/8" F	67"	6 lb

- Ergonomic lance to reduce bending.
- Plastic coated stainless steel pipe.
- Stainless steel "chassis" and POM wheels.
- ST-601 Inline Spray Gun included.
- Uses 3 threaded MEG Nozzles.
- Length:



Scan QR code to watch a short demo

<https://www.youtube.com/watch?v=YifgKCI3prM>

**NEW!**



Uses 3 MEG Nozzles (see page 17)

**NEW!**



### ADJUSTABLE BOOM

The unique design allows you to shorten or extend boom to fit the size of car wash bays, lengthen for longer reach.

ORDER #	PRESSURE	TEMP.	INLET	OUTLET	LENGTH	WEIGHT
109765425	3000 PSI	250° F	3/8"	3/8" MNPT	42"-78"	20 lb

- Eliminates the need to stock multiple sizes.
- Stainless steel.
- Swivels are sealed and lubricated for long life.
- Ready for installation.
- 360° rotation.



Scan QR code to watch a short demo

[https://www.youtube.com/watch?v=\\_KljzAjvMDo](https://www.youtube.com/watch?v=_KljzAjvMDo)



**NEW!**



### TURBO FOAM BRUSH

Foam like your at a car wash, brush bristles made from Chinese Highland Hogs, soft for delicate surfaces.

ORDER #	PRESSURE	TEMP.	INLET	FLOW RATE	WEIGHT
200023710	2200 PSI	22° F	1/4" FPT	6 GPM	1.35 lb

- Increases volume of foam without changing chemical intake.
- Reduces chemical intake without changing foam consistency.



Scan QR code to watch a short demo

<https://www.youtube.com/watch?v=CUTL-ca6DYE>



Internal view



Internal view

## PRESSURE WASHER PARTS DISPLAY

(#P999S26120 or #N999S26120)

This "silent salesperson" accessories display is ready to increase your ticket sales. Simply remove the display from the shipping box and it is ready to sell on your showroom floor.

ORDER #	POSITION	DESCRIPTION	QUANTITY
P999S26120		Complete Parts Display	
P200040800	1 & 2	M22 F x 1/4" FNPT Screw Coupling	2 total
P200040810	3	M22 F x 1/4" MNPT Screw Coupling	1 total
P200040820	4 & 5	M22 F x 3/8" FNPT Screw Coupling	2 total
P200040830	6	M22 F x 3/8" MNPT Screw Coupling	1 total
P010000561	7	M22 M x 1/4" FNPT Nipple	1 total
P010000562	8 & 9	M22 M x 1/4" MNPT Nipple	2 total
P010000563	10	M22 M x 3/8" FNPT Nipple	1 total
P010000564	11 & 12	M22 M x 3/8" MNPT Nipple	2 total
P200045702	13	Quick Coupler 1/4" M Socket	1 total
P200045712	14 & 15	Quick Coupler 1/4" F Socket	2 total
P200045722	16	Quick Coupler 3/8" M Socket	1 total
P200045732	17 & 18	Quick Coupler 3/8" F Socket	2 total
P100000142	19	Quick Connect 1/4" M Plug	1 total
P100000152	20	Quick Connect 1/4" F Plug	1 total
P100000162	21 & 22	Quick Connect 3/8" M Plug	2 total
P100000172	23 & 24	Quick Connect 3/8" F Plug	2 total
P900000D45	25	0° x 4.5 Quick Nozzle RED	1 total
P900001545	26	15° x 4.5 Quick Nozzle YELLOW	1 total
P900002545	27	25° x 4.5 Quick Nozzle GREEN	1 total
P900004045	28	40° x 4.5 Quick Nozzle WHITE	1 total
P839006540	29	65° x 40.0 Quick Nozzle BLACK	1 total
P999504500	30	0°, 15°, 25°, 40° x 4.5 Nozzle & Soap	1 total
P200330500	31	F x F Adjustable Nozzle Holder	1 total
P200301025	32	3/8" M x 3/8" F Swivel	1 total
P999000060	33	Assorted O-rings	1 total
P700000001	34	1/2" x 260" PTFE Thread Tape	1 total
P200060600	35	3/8" M x 3/8" F Injector 1.8 orifice	1 total
P200415505	36	1/4" F 1750 PSI Turbo Nozzle	1 total
P201500910	37	1/4" F 5000 PSI Spray Gun	1 total
P200059935	38	Multi-Reg Nozzle	1 total
P400357545	39	3000 PSI 4.5 Turbo Nozzle	1 total
P900000009	40	1/4" QC x 1/4" M Turbo Filter	1 total
P999000019	41	3/4" F x 3/4" M Soap Injector	1 total
P700000100	42	12 oz Bag of Detergent	1 total
P070000470	43 & 44 (side)	36" Molded Grip Lance	2 total
P080032008	45 (side)	1/4" x 25' 3000 PSI Hose	1 total

- Stocked with 45 items most commonly purchased by pressure washer operators.
- Delivered fully assembled.
- Free standing easel legs or pegboard hooks allow immediate positioning.

### Pre-priced & Non-priced racks available

- P = pre-price (#P999S26120)
- N = non-price (#N999S26120)



Clear clam shell to view part easier

# HIGHER PSI

Suttner's Higher PSI rated components are designed for maximum performance and chemical resistance. Spray guns, lances, turbo nozzles, quick couplers, screw couplers, nipples, foot valves and flow switches are among Suttner's extensive high pressure product line.



pages  
90-95

HIGHER PSI





**7300 PSI**

STAINLESS STEEL

**ST-2750 SPRAY GUN** (*tungsten carbide ball valve*)  
 New patented valve kit and tungsten carbide ball with special valve seat.  
 Economical 7300 PSI spray gun with relax action trigger.

ORDER #	PRESSURE	TEMP.	FLOW RATE	INLET	OUTLET	WEIGHT
202750510	7300 PSI	300° F	8 GPM	3/8" FNPT	1/4" FNPT	1.32 lb

- The Relax-Action™, German Engineered Technology reduces trigger pulling force by 40% and holding force up to 90% compared to usual competitors spray gun.

Repair Kits: #202750495

- Relax-Action™ is designed for operators and applications with longer periods of cleaning time.
- Stainless steel housing.



\*Box quantity 50

STAINLESS STEEL

**ST-3600 SPRAY GUN** (*high pressure, high volume*)  
 Our highest pressure rated industrial spray gun.

ORDER #	PRESSURE	TEMP.	FLOW RATE	INLET	OUTLET	WEIGHT
203600600	8700 PSI	300° F	21 GPM	1/2" FNPT	1/2" FNPT	2.58 lb
203600610	8700 PSI	300° F	21 GPM	3/8" FNPT	1/4" FNPT	2.58 lb

- Forged stainless steel housing, piston, and malleable seat.
- Special heat and chemical resistant seals.

Repair Kits: #203600490  
 Without Valve Cone #203600491



\*Box quantity 35

**8700 PSI**

**ST-559 TURBO NOZZLE** (*tungsten carbide nozzle & seat*)  
 The increased tearing action of the rotating spray is ideal for hard surface applications, such as concrete graffiti cleaning or caked on mud on heavy equipment.

ORDER #	PRESSURE	TEMP.	ORIFICE	INLET	WEIGHT	REPAIR KIT
200559620	8700 PSI	190° F	2.0	1/4" FNPT	1.32 lb	200559120
200559630	8700 PSI	190° F	3.0	1/4" FNPT	1.32 lb	200559130
200559640	8700 PSI	190° F	4.0	1/4" FNPT	1.32 lb	200559140
200559650	8700 PSI	190° F	5.0	1/4" FNPT	1.32 lb	200559150
200559655	8700 PSI	190° F	5.5	1/4" FNPT	1.32 lb	200559155
200559660	8700 PSI	190° F	6.0	1/4" FNPT	1.32 lb	200559160

- Increases cleaning efficiency as much as 200%.
- The 0° rotation creates a cleaning and tearing action.
- Ideal for hard surfaces.
- Tungsten Carbide Nozzle and Sealing Seat.
- Improved materials for longer life.

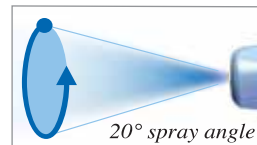



ST-559 repair kit

Also available in 1/2" inlet in minimum quantities



\*Box quantity 20



ALWAYS START TURBO NOZZLES IN A DOWNWARD POSITION

**7250 PSI**



**ST-001 LANCES** (stainless steel)

Suitable when using corrosive chemicals.

ORDER #	PRESSURE	TEMP.	LENGTH	INLET	OUTLET	WEIGHT	BOX QTY
070009004	7250 PSI	300° F	36 in	1/4" MNPT	1/4" MNPT	.80 lb	50

- Threads are rolled on providing consistent sealing and four times the strength than cut threads.

**7250 PSI**



**ST-002 MOLDED GRIP LANCES** (stainless steel)

Suitable when using corrosive chemicals.

ORDER #	PRESSURE	TEMP.	LENGTH	INLET	OUTLET	WEIGHT	BOX QTY
070012002	7250 PSI	300° F	47 in	1/4" MNPT	1/4" MNPT	1.88 lb	20

- Comfort technology designed molded grip conforms to the curvature of the hand, allowing to comfortably change positions.
- Linear aeration provides continuous air flow between hand and exclusive Suttner "star shaped" grip.
- Grip is directly molded on to lance providing protection and strength.
- Favorite molded grip lance design in the industry.
- Threads are rolled on providing consistent sealing and four times the strength than cut threads.

**8700 PSI**



**ST-3600 LANCES** (stainless steel)

This 8700 PSI rated stainless steel lance is the perfect fit for the ST-3600 spray gun. The stainless steel construction is ideal for chemical applications.

ORDER #	PRESSURE	TEMP.	LENGTH	INLET	OUTLET	WEIGHT	BOX QTY
203600400	8700 PSI	300° F	20 in	1/2" MNPT	1/4" FNPT	2.35 lb	—
203600402	8700 PSI	300° F	40 in	1/2" MNPT	1/4" FNPT	3.00 lb	—

- Threads are rolled on providing consistent sealing and four times the strength than cut threads.
- Adjustable handle.
- Chemical resistant.
- Two different lengths available.

**7250 PSI**



**ST-154 DUAL LANCE** (high psi, stainless steel)

For use when extreme high and low pressures are needed. For example, spraying cleaning agents with low pressure through an injector valve and then cleaning with high pressure or switching to chemicals during high pressure cleaning.

ORDER #	PRESSURE	TEMP.	LENGTH	INLET	SOAP OUTLET	WEIGHT
200154500	7250 PSI	300° F	38 in	1/4" MNPT	1/4" F x 1/4" Soap	2.62 lb
200154550	7250 PSI	300° F	51 in	1/4" MNPT	1/4" F x 1/4" Soap	3.46 lb

- High or low pressure operation is controlled by twisting the side handle.
- Lance is equipped with a 65° x 30.0 brass soap nozzle.
- Side handle helps manage the lance with ease for longer working periods.
- Threads are rolled on providing consistent sealing and four times the strength than cut threads.

**Repair Kits:**

Handle Assembly #200154400  
Complete Valve Kit #200154490

### ST-740 SCREW COUPLINGS *(stainless steel)*

Ideal for connections that have to be changed. Multiple versions to meet all of the connections applications.

ORDER #	PRESSURE	TEMP.	YOKE/I.D.	SIZE	WEIGHT
200740501	10,150 PSI	300° F	M15	3/8" MBSP x M24	.35 lb
200740502	10,150 PSI	300° F	M15	3/8" FBSP x M24	.35 lb
200740503	10,150 PSI	300° F	M15	1/2" MBSP x M24	.35 lb
200740504	10,150 PSI	300° F	M15	1/4" MBSP x M24	.35 lb

- Stainless steel construction for chemical & food applications. **O-ring: #054000008**  
**Support ring: #050000407**
- Allows connection from male and female M24 fittings to 1/4", 3/8" and 1/2" pipe thread applications. **O-ring: HNBR**



10.150 PSI

### ST-741 SCREW NIPPLES *(stainless steel)*

Ideal for connections that have to be changed. Multiple versions to meet all of the connections applications.

ORDER #	PRESSURE	TEMP.	YOKE/I.D.	SIZE	WEIGHT
200741501	10,150 PSI	300° F	M15	3/8" MBSP x M24	.16 lb
200741502	10,150 PSI	300° F	M15	3/8" FBSP x M24	.16 lb
200741503	10,150 PSI	300° F	M15	1/2" MBSP x M24	.16 lb
200741504	10,150 PSI	300° F	M15	1/4" MBSP x M24	.16 lb

- Stainless steel construction for chemical & food applications. **O-ring: #050001000**
- Allows connection from male and female M24 fittings to 1/4", 3/8" and 1/2" pipe thread applications. **O-ring: EPDM**



10.150 PSI

### ST-40 SCREW COUPLINGS *(stainless steel)*

7250 PSI screw couplings, ideal for connections that have to be changed. Multiple versions to meet all of the connections applications.

	ORDER #	PRESSURE	TEMP.	YOKE/I.D.	INLET	OUTLET	BAG QTY	WEIGHT
<b>A</b>	200040900	7250 PSI	300° F	M14	1/4" FNPT	M22	10	.24 lb
<b>B</b>	200040910	7250 PSI	300° F	M14	1/4" MNPT	M22	10	.22 lb
<b>C</b>	200040930	7250 PSI	300° F	M14	3/8" MNPT	M22	10	.22 lb
<b>D</b>	200040940	7250 PSI	300° F	M14	3/8" FNPT	M22	10	.20 lb

- Allow connection of male and female M22 fitting and 1/4" & 3/8" pipe thread applications. **O-ring: #050000120**
- Stainless steel construction for chemical & food applications.

FOOD GRADE

7250 PSI



Comparable rated components must be used together

### ST-41 SCREW NIPPLES *(stainless steel)*

7250 PSI screw nipples, ideal for connections that have to be changed. Multiple versions to meet all of the connections applications.

	ORDER #	PRESSURE	TEMP.	YOKE/I.D.	INLET	OUTLET	BAG QTY	WEIGHT
<b>A</b>	040002300	7250 PSI	300° F	M14	1/4" FNPT	M22	10	.12 lb
<b>B</b>	040002210	7250 PSI	300° F	M14	1/4" MNPT	M22	10	.14 lb
<b>C</b>	040002200	7250 PSI	300° F	M14	3/8" FNPT	M22	10	.10 lb
<b>D</b>	040002190	7250 PSI	300° F	M14	3/8" MNPT	M22	10	.10 lb

- Allow connection of male and female 1/4" & 3/8" pipe thread applications.
- Stainless steel construction for chemical & food applications.

FOOD GRADE

7250 PSI



Comparable rated components must be used together

**7500 PSI**



*Comparable rated components must be used together*

**Q.C. PLUGS** (303 stainless steel)

ORDER #	EATON #	PRESSURE	DESCRIPTION	BAG QTY.	WEIGHT
1000SS140	LL2-T15	7500 PSI	1/4" MNPT Plug	25	.06 lb
1000SS150	LL2-T16	7500 PSI	1/4" FNPT Plug	25	.06 lb

**7500 PSI**



*Comparable rated components must be used together*

**Q.C. STAINLESS STEEL SOCKETS**

(303 stainless steel)

*Couplers are used anywhere high pressure connections are frequently connected and disconnected. Ideal for quick change of quick nozzles and spray guns.*

ORDER #	EATON #	PRESSURE	DESCRIPTION	O-RING	BOX QTY	WEIGHT
20SS45700	LL2-S15	7500 PSI	1/4" MNPT Socket	Buna	200	.22 lb
20SS45710	LL2-S16	7500 PSI	1/4" FNPT Socket	Buna	200	.16 lb

- Knurling on socket sleeve helps to grip ball lock.
- Eaton quick couplers are the original, invented in 1915 and are still the number one name for quality couplers.
- Interchanges easily with Suttner products and other major brands.

**8700 PSI**



**ST-505 FLOW SWITCH** (stainless steel, 8700 psi)

*Vertical mounting position and free floating brass magnet configuration.*

ORDER #	PRESSURE	TEMP.	FLOW RATE	INLET	OUTLET	WEIGHT
200505700	75 PSI min 8700 PSI max	180° F	1.0 GPM min 7.8 GPM max	3/8" FNPT	3/8" FNPT	.90 lb

- Mounts further downstream in pumping system than traditional vacuum switches, thereby minimizing potential leak points that can cause vacuum switches to close.
- Replacement reed switch: #200005431
- Replacement float: #200005300
- Easy brass reed switch replacement.
- 47 inch cord length.

### THIN LINE BLACK SMOOTH HOSE (w/micro nozzle)

ORDER #	PRESSURE	TEMP.	I.D.	O.D.	FITTINGS	LENGTH	WEIGHT
084910025	9000 PSI	140° F	.0787"	.19"	M22	25 ft	.5 lb

- Kevlar braid reinforced.
- Seamless thermoplastic inner tube.
- Light weight and highly flexible.
- Ideal for 1/2"-1" diameter lines.
- Maximum flow rate up to 1 GPM.
- 1" bend radius (2.54 cm)
- Black abrasion resistant thermoplastic smooth cover.



Brass M22 fitting



Micro nozzle: 3 rear jets

- Nozzle orifice: 2.0
- 2.5:1 burst to operating pressure.

**9000 PSI**



### ST-49.3 ROTATING SEWER NOZZLE

ORDER #	PRESSURE	O.D.	FLOW RATE	NOZZLE SIZE	FRONT JETS	REAR JETS	SIDE JETS	INLET
200049950	7252 PSI	.47"	6.6 GPM	050	—	2	2	1/8" FBSP
200049970	7252 PSI	.47"	9.2 GPM	070	—	2	2	1/8" FBSP
200049951	7252 PSI	.47"	6.6 GPM	050	—	2	2	1/8" FNPT
200049971	7252 PSI	.47"	9.2 GPM	070	—	2	2	1/8" FNPT

- Hardened stainless steel.
- Slower rotor speed for higher cleaning performance.
- Ideal for cleaning heat exchange tubes.
- Excellent interior cleaning nozzle.

**7252 PSI**



### ST-550 FOOT ACTUATED VALVE (7300 psi)

Foot controlled valves allow both hands to be free to control the sewer hose pulling hose back and forth to flush pipes.

ORDER #	PRESSURE	TEMP.	INLET	OUTLET	FLOW RATE	WEIGHT
200550500	7300 PSI	300° F	1/4" FNPT	1/4" FNPT	10.5 GPM	9 lb

- Pedal and valve are in protective housing.
- Inlet and outlet are positioned to help keep hose out of the way.
- Stainless steel construction.

**7300 PSI**



# SUTTNER AMERICA: FOAM COMPONENTS & ACCESSORIES



*Already widely used in European livestock markets, the effectiveness and efficiency of foam applications will be well received by livestock producers in the United States. In addition, foam generates incredible savings in chemical use and time.*

*Foam will clean everything from out-buildings and floors, to all your parlor and milking equipment. Foam expands chemicals reducing use up to 50% in most applications. Foam is visible on application that assures proper coverage especially in disinfecting. A thorough cleaning job will help keep the FDA, USDA, EPA, OSHA from your front door and foam can assist you in that task.*

# FOAM INJECTORS

The all-new Foam Injectors have been engineered with next generation styling & technology to provide exceptional performance results.



pages  
97-111

FOAM INJECTORS






























# FOAM CHARTS

## DETERMINE THE FOAM COMPONENTS YOU NEED

**1** SELECT A FOAM INJECTOR TO FIT YOUR MACHINE & JOB  
Use the chart below for selection of Components

**3** SELECT THE FOAMER THAT BEST SUITS YOUR CRITERIA

**2** SELECT THE SPRAY GUN TO FIT YOUR REQUIREMENTS & MACHINE  
Spray Gun Chart below – NOTE GPM ratings for gun selection







<b>1</b> AIRLESS INJECTORS						
		Food Grade	# of Chemicals	Flow Rate	Bypass Rinse Option	Description/ Diagram
	ST-60F	-		1.5-5 GPM	-	page 100
	ST-160			1-18 GPM	-	page 101
	ST-164			1-18 GPM		page 104
	ST-166			1-18 GPM	-	page 106
	ST-167			1-18 GPM		page 107
<b>COMPRESSED AIR INJECTORS</b>						
		Food Grade	# of Chemicals	Flow Rate	Bypass Option	Description/ Diagram
	ST-160.2			1-18 GPM	-	page 103
	ST-164A			1-18 GPM		page 105
	ST-168			1-18 GPM		page 109






# FOAM CHARTS

## 2

### AIRLESS SPRAY GUNS










		Food Grade	Below 6 GPM	Above 6 GPM	Relax Action Trigger	Description/ Diagram
	ST-1500 System	-	✓	-	-	page 119
	ST-2605F	-	✓	-	✓	page 119
	ST-2720F		✓	✓	✓	page 120
	ST-2620F w/ST-72	-	-	✓	✓	page 119
	ST-2620F	-	-	✓	✓	page 120

### COMPRESSED AIR SPRAY GUNS

		Food Grade	Below 6 GPM	Above 6 GPM	Foam Nozzle	Relax Action Trigger	Description/ Diagram
	ST-2620F w/ Foam Lance	-	-	✓	-	✓	page 120
	ST-2725F w/ S.S. Foam Lance		-	-	-	✓	page 121

## 3

### AIRLESS FOAMERS

		Food Grade	Below 6 GPM	Above 6 GPM	Description/ Diagram
	ST-73	-	✓	✓	page 113
	ST-75	-	✓	-	page 114
	ST-75F Food Grade		✓	-	page 114
	ST-76	-	-	✓	page 115
	ST-72	-	✓	-	page 115
	ST-72F Food Grade		✓	-	page 116
	ST-175	-	✓	-	page 116



## ST-60F CHEMICAL INJECTORS

*(forged brass housing)*

The ST-60F is a downstream chemical injector that relies on a pressure drop that is created by using a larger orifice spray nozzle.

ORDER #	PRESSURE	ORIFICE	INJECTOR NOZZLE	INLET	OUTLET	WEIGHT
200060700	3600 PSI	Up to 5	1.6 mm	3/8" MNPT	3/8" FNPT	.20 lb
200060710	3600 PSI	Up to 6.5	1.8 mm	3/8" MNPT	3/8" FNPT	.20 lb

- Siphon rate approximately 10:1
- Stainless steel spring and ball.
- 4 ft clear hose available, #900000041
- Fixed flow rate for accuracy.
- Temp. Rating: 140° F
- 1/4" hose barb

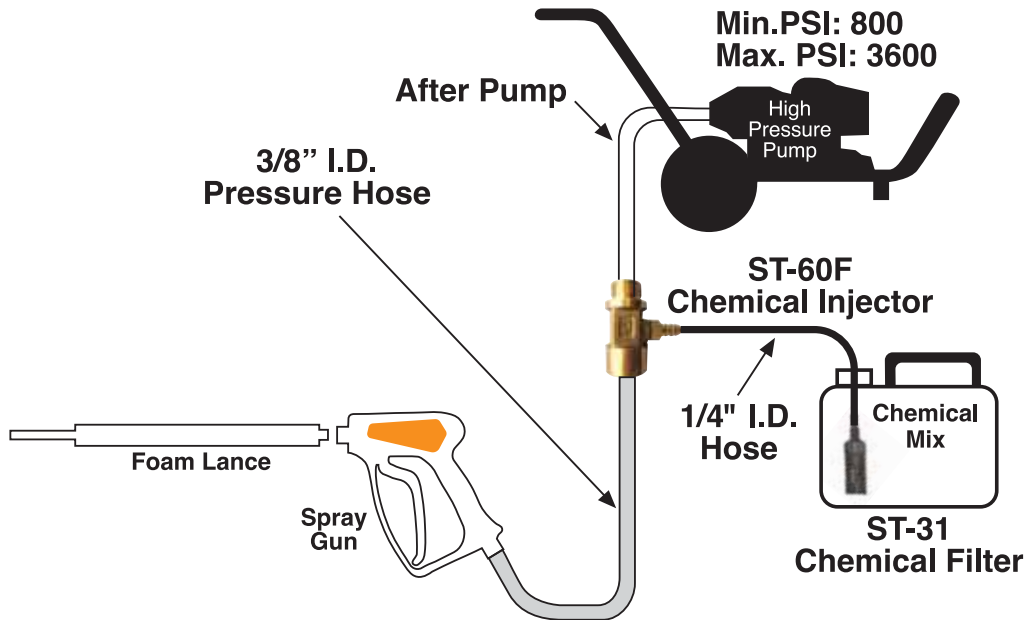
Repair Kit: #200060720



Internal view

NOTE: A minimal drop in PSI

## ST-60F System Diagram



### Under 6 GPM Components



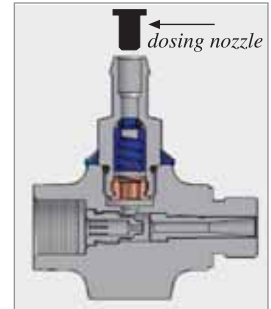
# ST-160 CHEMICAL INJECTOR *(single chemical)*

**FOOD GRADE**

ORDER #	PRESSURE	TEMP	INLET	OUTLET	NOZZLE/ ORIFICE	WEIGHT
200160499	5000 PSI	194° F	3/8" F	3/8" M	3.0	.71 lb
200160500	5000 PSI	194° F	3/8" F	3/8" M	3.5	.71 lb
200160505	5000 PSI	194° F	3/8" F	3/8" M	4.0	.71 lb
200160510	5000 PSI	194° F	3/8" F	3/8" M	4.5	.71 lb
200160515	5000 PSI	194° F	3/8" F	3/8" M	5.5	.71 lb
200160520	5000 PSI	194° F	3/8" F	3/8" M	6.0	.71 lb
200160525	5000 PSI	194° F	3/8" F	3/8" M	7.0	.71 lb
200160530	5000 PSI	194° F	3/8" F	3/8" M	8.0	.71 lb
200160535	5000 PSI	194° F	3/8" F	3/8" M	8.5	.71 lb
200160540	5000 PSI	194° F	3/8" F	3/8" M	9.0	.71 lb
200160545	5000 PSI	194° F	3/8" F	3/8" M	10.0	.71 lb
200160550	5000 PSI	194° F	3/8" F	3/8" M	11.0	.71 lb
200160555	5000 PSI	194° F	3/8" F	3/8" M	12.0	.71 lb
200160560	5000 PSI	194° F	3/8" F	3/8" M	12.5	.71 lb
200160575	5000 PSI	194° F	3/8" F	3/8" M	18.0	.71 lb



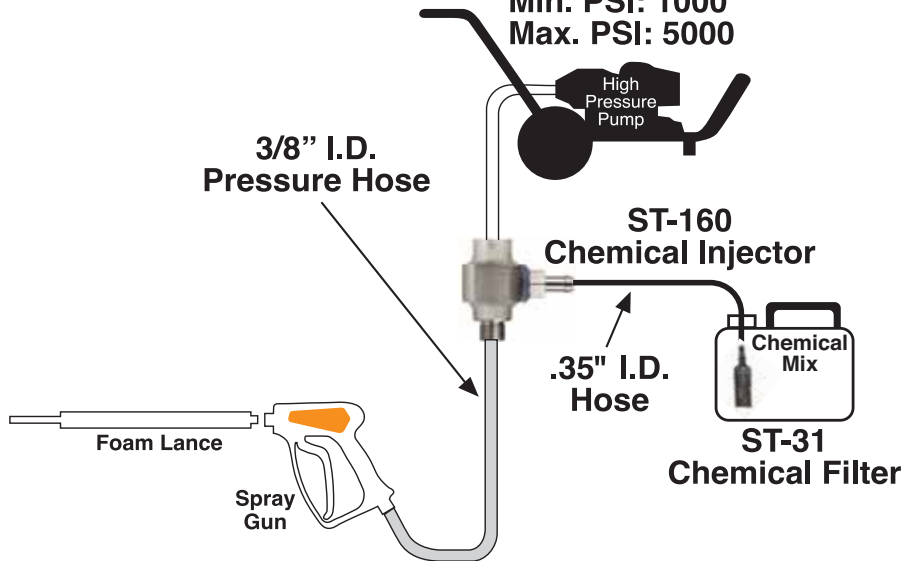
Internal view



- Durable Stainless Steel housing
- Min/Max Flow Rate: 1/18 GPM
- 9 metering/dosing nozzles included
- Min. PSI: 1000
- (see page 111 for dilution ratios)
- Hose Barb: .35"

## ST-160 System Diagram

Flow Rate: 1 GPM - 18 GPM  
Min. PSI: 1000  
Max. PSI: 5000



### Under 6 GPM Components



### FOOD GRADE



### Over 6 GPM Components



### FOOD GRADE



**FOOD GRADE**



Easy to read dial



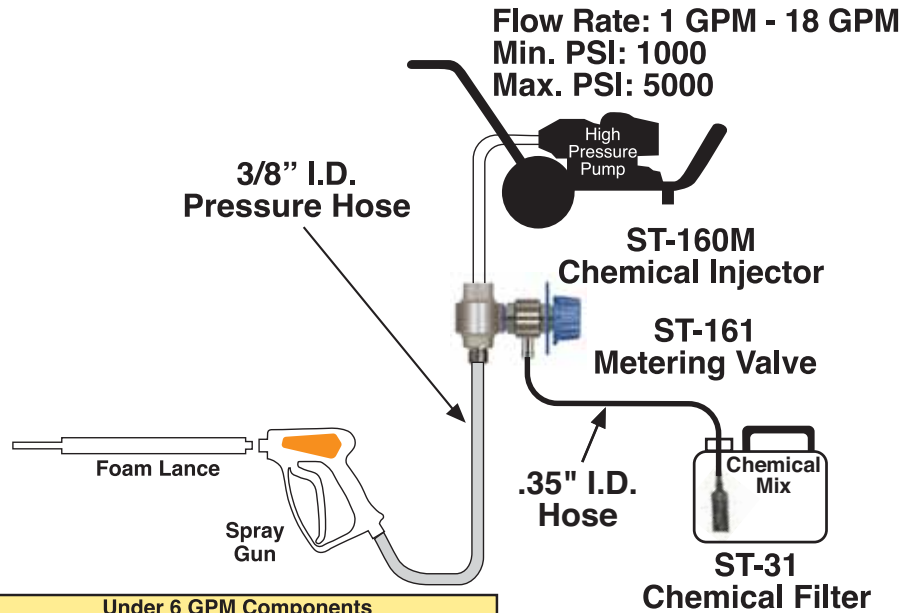
## ST-160M CHEMICAL INJECTOR *(single chemical)*

With ST-161 Metering/Dosing Valve

ORDER #	PRESSURE	TEMP.	INLET	OUTLET	NOZZLE/ ORIFICE	WEIGHT
200160600	5000 PSI	194° F	3/8" F	3/8" M	3.0	1.25 lb
200160601	5000 PSI	194° F	3/8" F	3/8" M	3.5	1.25 lb
200160602	5000 PSI	194° F	3/8" F	3/8" M	4.0	1.25 lb
200160603	5000 PSI	194° F	3/8" F	3/8" M	4.5	1.25 lb
200160604	5000 PSI	194° F	3/8" F	3/8" M	5.5	1.25 lb
200160605	5000 PSI	194° F	3/8" F	3/8" M	6.0	1.25 lb
200160606	5000 PSI	194° F	3/8" F	3/8" M	7.0	1.25 lb
200160607	5000 PSI	194° F	3/8" F	3/8" M	8.0	1.25 lb
200160608	5000 PSI	194° F	3/8" F	3/8" M	8.5	1.25 lb
200160609	5000 PSI	194° F	3/8" F	3/8" M	9.0	1.25 lb
200160610	5000 PSI	194° F	3/8" F	3/8" M	10.0	1.25 lb
200160611	5000 PSI	194° F	3/8" F	3/8" M	11.0	1.25 lb
200160612	5000 PSI	194° F	3/8" F	3/8" M	12.0	1.25 lb
200160613	5000 PSI	194° F	3/8" F	3/8" M	12.5	1.25 lb

- Conserves chemicals.
- Locks in position for accurate metering.
- Multiple metering positions.
- Min/Max Flow Rate: 1/18 GPM
- Min. PSI: 1000
- Hose Barb: .35"

### ST-160M System Diagram



**Under 6 GPM Components**

**FOOD GRADE**

**Over 6 GPM Components**

**FOOD GRADE**

# ST-160.2 CHEMICAL INJECTOR *(single chemical)*

With ST-161 Metering/Dosing Valve


ORDER #	PRESSURE	TEMP.	INLET	OUTLET	NOZZLE/ ORIFICE	WEIGHT
200160630	5000 PSI	194° F	1/2" F	1/2" F	3.0	2.20 lb
200160631	5000 PSI	194° F	1/2" F	1/2" F	3.5	2.20 lb
200160632	5000 PSI	194° F	1/2" F	1/2" F	4.0	2.20 lb
200160633	5000 PSI	194° F	1/2" F	1/2" F	4.5	2.20 lb
200160634	5000 PSI	194° F	1/2" F	1/2" F	5.5	2.20 lb
200160635	5000 PSI	194° F	1/2" F	1/2" F	6.0	2.20 lb
200160636	5000 PSI	194° F	1/2" F	1/2" F	7.0	2.20 lb
200160637	5000 PSI	194° F	1/2" F	1/2" F	8.0	2.20 lb
200160638	5000 PSI	194° F	1/2" F	1/2" F	8.5	2.20 lb
200160639	5000 PSI	194° F	1/2" F	1/2" F	9.0	2.20 lb
200160640	5000 PSI	194° F	1/2" F	1/2" F	10.0	2.20 lb
200160642	5000 PSI	194° F	1/2" F	1/2" F	11.0	2.20 lb
200160643	5000 PSI	194° F	1/2" F	1/2" F	12.5	2.20 lb

- Conserves chemicals.
- Locks in position for accurate metering.
- Multiple metering positions
- Min. PSI: 90
- Hose Barb: .35"

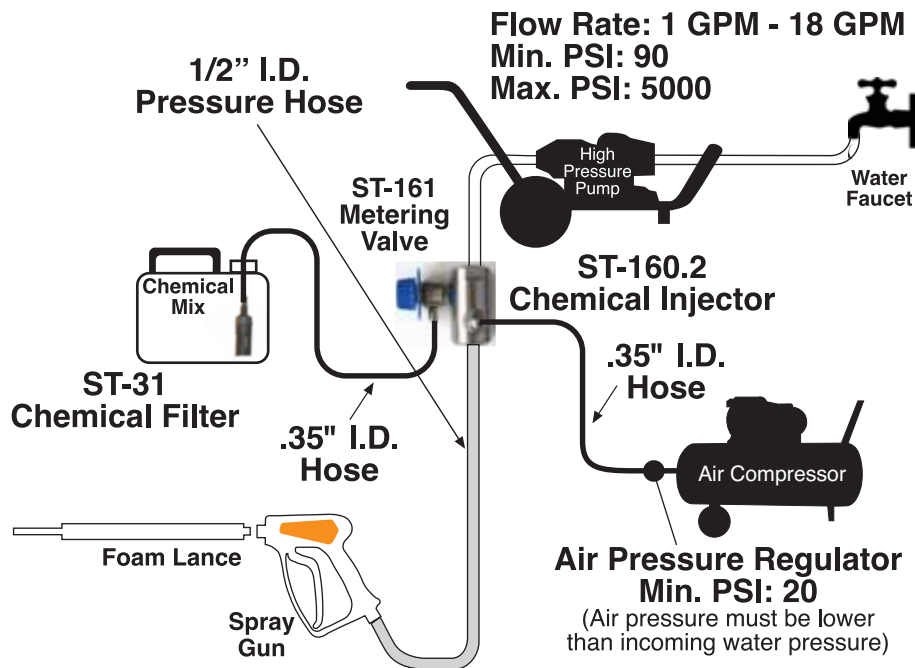
**FOOD  
GRADE**



Internal view



## ST-160.2 System Diagram



**MOUNTING BRACKET:**  
 Included with Injector



(see page 111 for more information)



**Compressed Air Only**

*The use of compressed air provides energy to propel foam faster and farther during application.*

### Under 6 GPM Components



ST-2620F  
 Spray Gun System

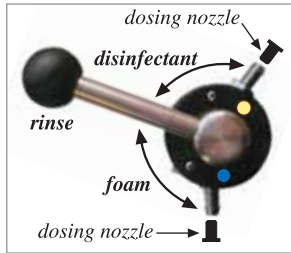


ST-2725F  
 Spray Gun System

**FOOD GRADE**



Top view

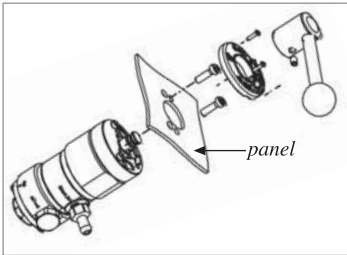


**MOUNTING BRACKET:**  
Included with Injector



(see page 111 for more information)

ST-164 can also be mounted to panel

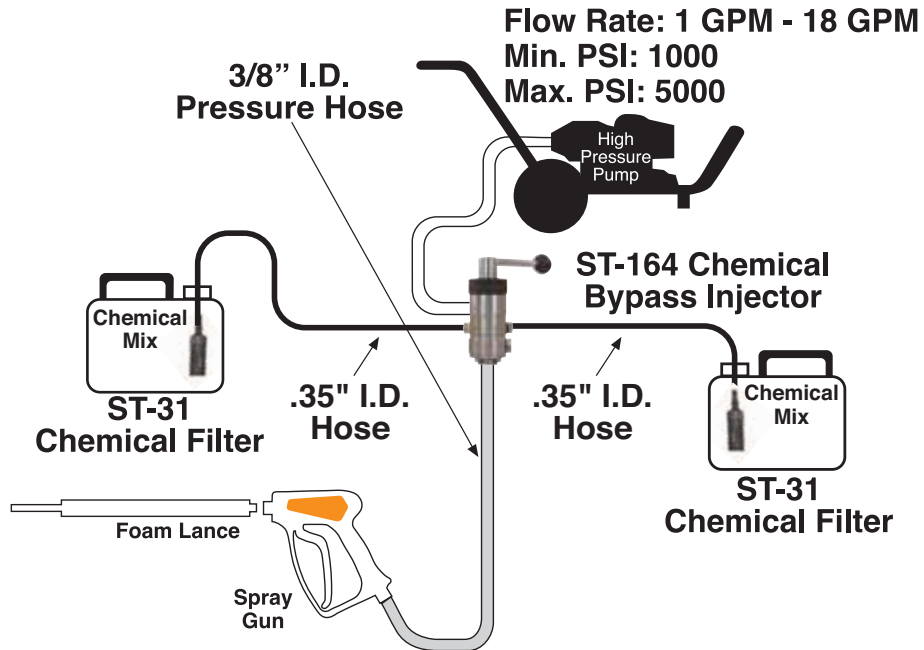


**ST-164 CHEMICAL BYPASS INJECTOR**

ORDER #	PRESSURE	TEMP.	INLET	OUTLET	NOZZLE/ ORIFICE	WEIGHT
200164499	5076 PSI	212° F	3/8" F	1/2" F	3.0	4.80 lb
200164500	5076 PSI	212° F	3/8" F	1/2" F	3.5	4.80 lb
200164501	5076 PSI	212° F	3/8" F	1/2" F	4.0	4.80 lb
200164502	5076 PSI	212° F	3/8" F	1/2" F	4.5	4.80 lb
200164503	5076 PSI	212° F	3/8" F	1/2" F	5.5	4.80 lb
200164504	5076 PSI	212° F	3/8" F	1/2" F	6.0	4.80 lb
200164505	5076 PSI	212° F	3/8" F	1/2" F	7.0	4.80 lb
200164506	5076 PSI	212° F	3/8" F	1/2" F	8.0	4.80 lb
200164507	5076 PSI	212° F	3/8" F	1/2" F	8.5	4.80 lb
200164509	5076 PSI	212° F	3/8" F	1/2" F	9.0	4.80 lb
200164510	5076 PSI	212° F	3/8" F	1/2" F	10.0	4.80 lb
200164511	5076 PSI	212° F	3/8" F	1/2" F	11.0	4.80 lb
200164512	5076 PSI	212° F	3/8" F	1/2" F	12.0	4.80 lb

- Durable stainless steel construction.
- Food grade quality and specifications.
- 18 dosing nozzles included.
- Integrated lever that allows you to go from disinfectant to foam to rinse.
- Hose Barb: .35"

**ST-164 System Diagram**



**Under 6 GPM Components**

- ST-72 Foam Lance
- ST-1500 HP Spray Gun
- ST-2605F Spray Gun
- ST-75 Clog Free Foamer
- ST-1500 w/ ST-75 Clog Free Spray Gun System
- ST-175 Foam Lance

**FOOD GRADE**

- ST-72F Foam Lance
- ST-75S Foam Lance
- ST-2720F Spray Gun

**Over 6 GPM Components**

- ST-76 Foam Blaster
- ST-72 Foam Lance
- ST-2620F Spray Gun

**FOOD GRADE**

- ST-72F Foam Lance
- ST-2720F Spray Gun

# ST-164A CHEMICAL BYPASS INJECTOR

(with air intake)

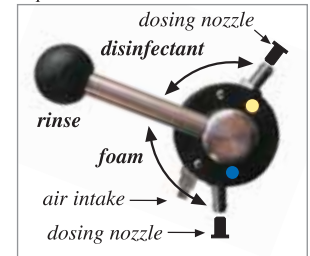
With integrated lever that allows you to go from disinfectant to foam to rinse.

ORDER #	PRESSURE	TEMP.	INLET	OUTLET	NOZZLE/ ORIFICE	WEIGHT
200164599	5076 PSI	212° F	3/8" F	1/2" F	3.0	4.80 lb
200164600	5076 PSI	212° F	3/8" F	1/2" F	3.5	4.80 lb
200164601	5076 PSI	212° F	3/8" F	1/2" F	4.0	4.80 lb
200164602	5076 PSI	212° F	3/8" F	1/2" F	4.5	4.80 lb
200164603	5076 PSI	212° F	3/8" F	1/2" F	5.5	4.80 lb
200164604	5076 PSI	212° F	3/8" F	1/2" F	6.0	4.80 lb
200164605	5076 PSI	212° F	3/8" F	1/2" F	7.0	4.80 lb
200164606	5076 PSI	212° F	3/8" F	1/2" F	8.0	4.80 lb
200164608	5076 PSI	212° F	3/8" F	1/2" F	8.5	4.80 lb
200164609	5076 PSI	212° F	3/8" F	1/2" F	9.0	4.80 lb
200164610	5076 PSI	212° F	3/8" F	1/2" F	10.0	4.80 lb
200164611	5076 PSI	212° F	3/8" F	1/2" F	11.0	4.80 lb
200164612	5076 PSI	212° F	3/8" F	1/2" F	12.0	4.80 lb

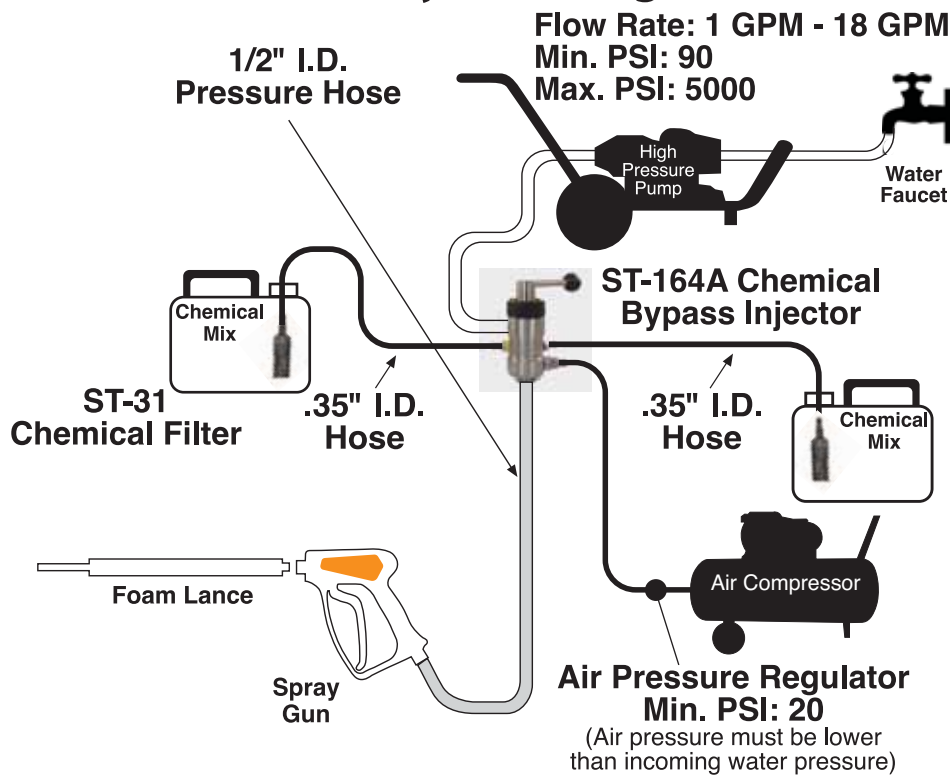
- Food grade quality and specifications.
- Durable stainless steel construction.
- Integrated lever that allows you to go from disinfectant to foam to rinse.
- 18 dosing nozzles included.
- Hose Barb: .35"



Top view



## ST-164A System Diagram



### Under 6 GPM Components

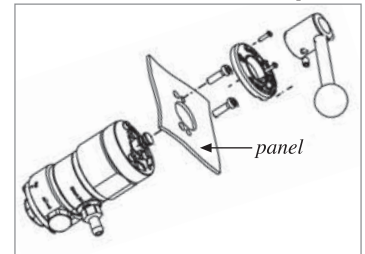


## MOUNTING BRACKET: Included with Injector



(see page 111 for more information)

ST-164A can also be mounted to panel

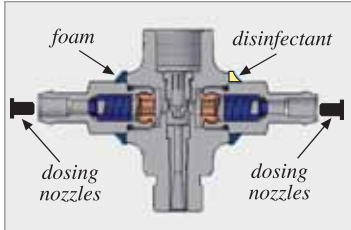


The use of compressed air provides energy to propel foam faster and farther during application.

**FOOD  
GRADE**



Internal view



## ST-166 DUAL CHEMICAL INJECTOR

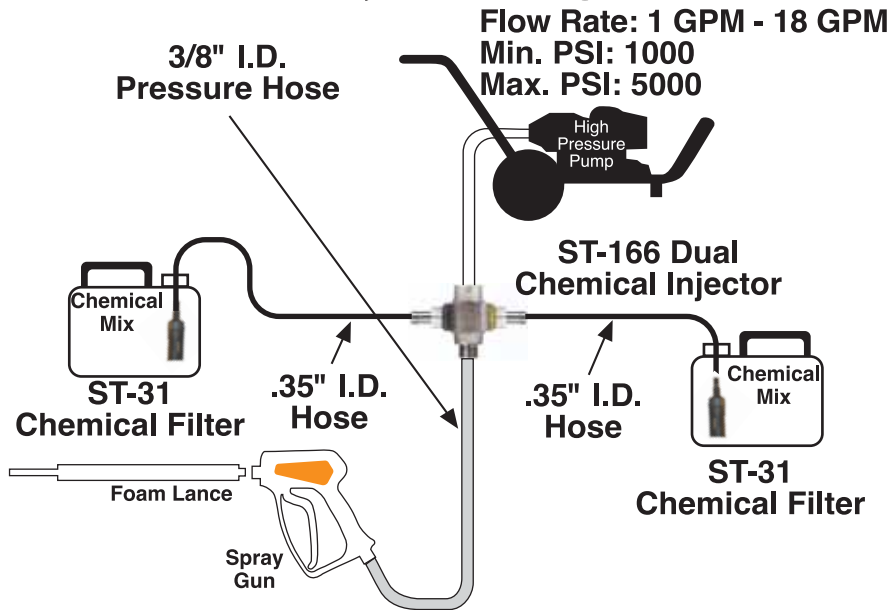
(stainless steel)

Use for chemical & foam applications.

ORDER #	PRESSURE	TEMP.	INLET	OUTLET	NOZZLE/ ORIFICE	WEIGHT
200166499	5000 PSI	194° F	3/8" F	3/8" M	3.0	.75 lb
200166500	5000 PSI	194° F	3/8" F	3/8" M	3.5	.75 lb
200166504	5000 PSI	194° F	3/8" F	3/8" M	4.0	.75 lb
200166508	5000 PSI	194° F	3/8" F	3/8" M	4.5	.75 lb
200166515	5000 PSI	194° F	3/8" F	3/8" M	5.5	.75 lb
200166520	5000 PSI	194° F	3/8" F	3/8" M	6.0	.75 lb
200166525	5000 PSI	194° F	3/8" F	3/8" M	7.0	.75 lb
200166530	5000 PSI	194° F	3/8" F	3/8" M	8.0	.75 lb
200166535	5000 PSI	194° F	3/8" F	3/8" M	8.5	.75 lb
200166540	5000 PSI	194° F	3/8" F	3/8" M	9.0	.75 lb
200166545	5000 PSI	194° F	3/8" F	3/8" M	10.0	.75 lb
200166550	5000 PSI	194° F	3/8" F	3/8" M	11.0	.75 lb
200166555	5000 PSI	194° F	3/8" F	3/8" M	12.0	.75 lb
200166560	5000 PSI	194° F	3/8" F	3/8" M	12.5	.75 lb

- Designed to inject and mix 2 chemicals simultaneously.
- Durable stainless steel.
- 18 dosing nozzles to control chemical suction included. (see page 111 for dilution ratios)
- Hose Barb: .35"

### ST-166 System Diagram



**Under 6 GPM Components**

- ST-72 Foam Lance
- ST-1500 HP Spray Gun
- ST-2605F Spray Gun
- ST-75 Clog Free Foamer
- ST-175 Foam Lance
- ST-1500 w/ ST-75 Clog Free Spray Gun System

**FOOD GRADE**

- ST-72F Foam Lance
- ST-75S Foam Lance
- ST-2720F Spray Gun

**Over 6 GPM Components**

- ST-76 Foam Blaster
- ST-72 Foam Lance
- ST-2620F Spray Gun

**FOOD GRADE**

- ST-72F Foam Lance
- ST-2720F Spray Gun



# ST-167 CHEMICAL BYPASS INJECTOR

(stainless steel)

With integrated lever that allows you to go from chemical to rinse.

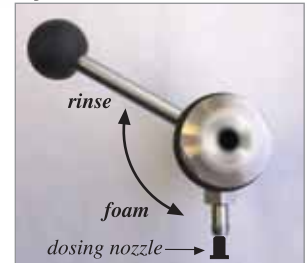
ORDER #	PRESSURE	TEMP.	INLET	OUTLET	NOZZLE/ ORIFICE	WEIGHT
200167500	5000 PSI	212° F	3/8" F	3/8" F	3.0	2.38 lb
200167501	5000 PSI	212° F	3/8" F	3/8" F	3.5	2.38 lb
200167502	5000 PSI	212° F	3/8" F	3/8" F	4.0	2.38 lb
200167503	5000 PSI	212° F	3/8" F	3/8" F	4.5	2.38 lb
200167504	5000 PSI	212° F	3/8" F	3/8" F	5.5	2.38 lb
200167505	5000 PSI	212° F	3/8" F	3/8" F	6.0	2.38 lb
200167506	5000 PSI	212° F	3/8" F	3/8" F	7.0	2.38 lb
200167507	5000 PSI	212° F	3/8" F	3/8" F	8.0	2.38 lb
200167508	5000 PSI	212° F	3/8" F	3/8" F	8.5	2.38 lb
200167509	5000 PSI	212° F	3/8" F	3/8" F	9.0	2.38 lb
200167510	5000 PSI	212° F	3/8" F	3/8" F	10.0	2.38 lb
200167511	5000 PSI	212° F	3/8" F	3/8" F	11.0	2.38 lb
200167512	5000 PSI	212° F	3/8" F	3/8" F	12.0	2.38 lb
200167513	5000 PSI	212° F	3/8" F	3/8" F	12.5	2.38 lb
200167515	5000 PSI	212° F	3/8" F	3/8" F	15.0	2.38 lb

- Integrated rinsing lever for easy change from cleaning to rinsing.
- Durable stainless steel construction.
- Food grade quality and specifications.
- 9 dosing nozzles included. (see page 111 for dilution ratios)
- Hose Barb: .35"

FOOD GRADE



Top view



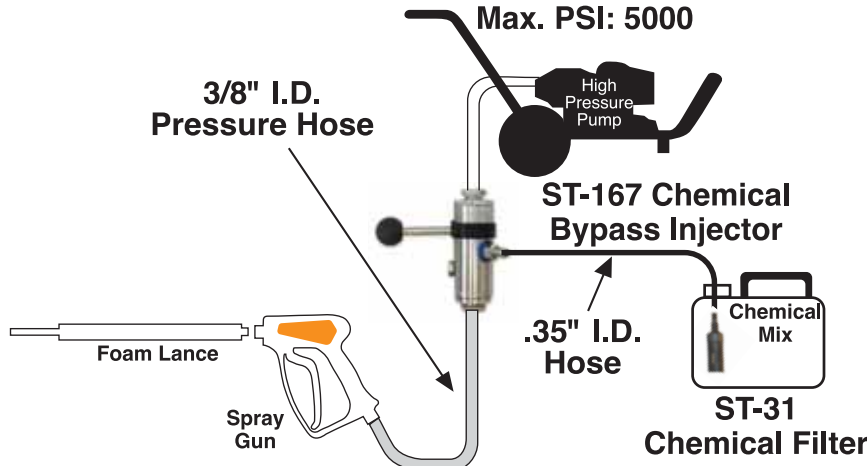
**MOUNTING BRACKET:**  
Included with Injector



(see page 111 for more information)

## ST-167 System Diagram

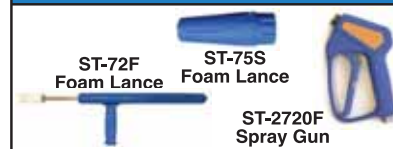
Flow Rate: 1 GPM - 18 GPM  
Min. PSI: 1000  
Max. PSI: 5000



### Under 6 GPM Components



### FOOD GRADE



### Over 6 GPM Components




### FOOD GRADE



**FOOD  
GRADE**



Top view



## ST-167M CHEMICAL BYPASS INJECTOR

(stainless steel)

W/ ST-161 metering/dosing valve

ORDER #	PRESSURE	TEMP.	INLET	OUTLET	NOZZLE/ ORIFICE	WEIGHT
200167600	5000 PSI	212° F	3/8" F	3/8" F	3.0	2.7 lb
200167601	5000 PSI	212° F	3/8" F	3/8" F	3.5	2.7 lb
200167602	5000 PSI	212° F	3/8" F	3/8" F	4.0	2.7 lb
200167603	5000 PSI	212° F	3/8" F	3/8" F	4.5	2.7 lb
200167599	5000 PSI	212° F	3/8" F	3/8" F	5.0	2.7 lb
200167504	5000 PSI	212° F	3/8" F	3/8" F	5.5	2.7 lb
200167605	5000 PSI	212° F	3/8" F	3/8" F	6.0	2.7 lb
200167606	5000 PSI	212° F	3/8" F	3/8" F	7.0	2.7 lb
200167607	5000 PSI	212° F	3/8" F	3/8" F	8.0	2.7 lb
200167608	5000 PSI	212° F	3/8" F	3/8" F	8.5	2.7 lb
200167609	5000 PSI	212° F	3/8" F	3/8" F	9.0	2.7 lb
200167610	5000 PSI	212° F	3/8" F	3/8" F	10.0	2.7 lb
200167611	5000 PSI	212° F	3/8" F	3/8" F	11.0	2.7 lb
200167612	5000 PSI	212° F	3/8" F	3/8" F	12.0	2.7 lb
200167613	5000 PSI	212° F	3/8" F	3/8" F	12.5	2.7 lb

- Integrated rinsing lever for easy change from cleaning to rinsing.
- Multiple metering positions
- Hose Barb: .35"
- Food grade quality and specifications.

### MOUNTING BRACKET: Included with Injector



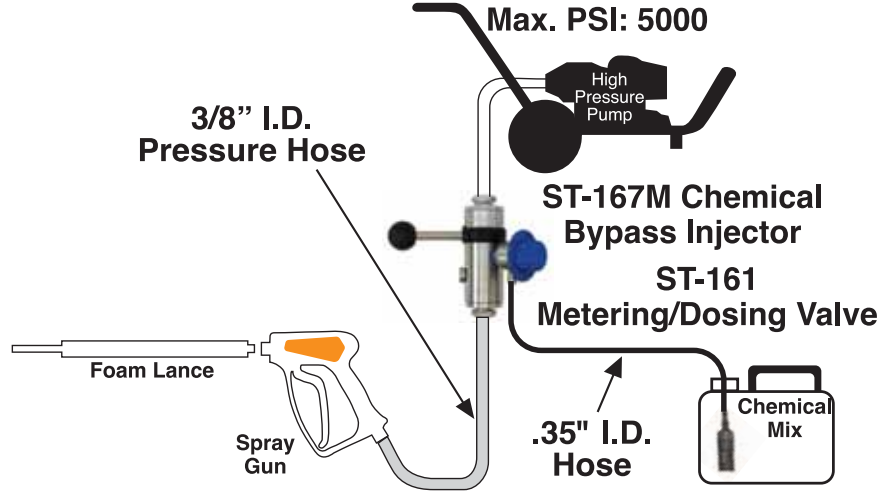
(see page 111 for more information)

## ST-167M System Diagram

Flow Rate: 1 GPM - 18 GPM

Min. PSI: 1000

Max. PSI: 5000



**Under 6 GPM Components**

- ST-72 Foam Lance
- ST-1500 HP Spray Gun
- ST-2605F Spray Gun
- ST-75 Clog Free Foamer
- ST-1500 w/ ST-75 Clog Free Spray Gun System
- ST-175 Foam Lance

**Over 6 GPM Components**

- ST-76 Foam Blaster
- ST-72 Foam Lance
- ST-2620F Spray Gun

**FOOD GRADE**

- ST-72F Foam Lance
- ST-75S Foam Lance
- ST-2720F Spray Gun

**FOOD GRADE**

- ST-72F Foam Lance
- ST-2720F Spray Gun

# ST-168 CHEMICAL BYPASS INJECTOR

(stainless steel)

Uses compressed air, has integrated rinsing handle to change from chemical to rinse.

ORDER #	PRESSURE	TEMP.	INLET	OUTLET	NOZZLE/ ORIFICE	WEIGHT
200168500	5000 PSI	212° F	3/8" F	1/2" F	3.0	2.38 lb
200168505	5000 PSI	212° F	3/8" F	1/2" F	3.5	2.38 lb
200168515	5000 PSI	212° F	3/8" F	1/2" F	4.0	2.38 lb
200168525	5000 PSI	212° F	3/8" F	1/2" F	4.5	2.38 lb
200168535	5000 PSI	212° F	3/8" F	1/2" F	5.5	2.38 lb
200168545	5000 PSI	212° F	3/8" F	1/2" F	6.0	2.38 lb
200168555	5000 PSI	212° F	3/8" F	1/2" F	7.0	2.38 lb
200168556	5000 PSI	212° F	3/8" F	1/2" F	8.0	2.38 lb
200168625	5000 PSI	212° F	3/8" F	1/2" F	8.5	2.38 lb
200168626	5000 PSI	212° F	3/8" F	1/2" F	9.0	2.38 lb
200168635	5000 PSI	212° F	3/8" F	1/2" F	10.0	2.38 lb
200168650	5000 PSI	212° F	3/8" F	1/2" F	11.0	2.38 lb
200168660	5000 PSI	212° F	3/8" F	1/2" F	12.0	2.38 lb

- Integrated rinsing lever for easy change from cleaning to rinsing.
- Food grade quality and specifications.
- Durable stainless steel construction.
- 9 dosing nozzles included (see page 111 for dilution ratios)
- Hose Barb: .35"

**FOOD  
GRADE**



Top view



**MOUNTING BRACKET:  
Included with Injector**



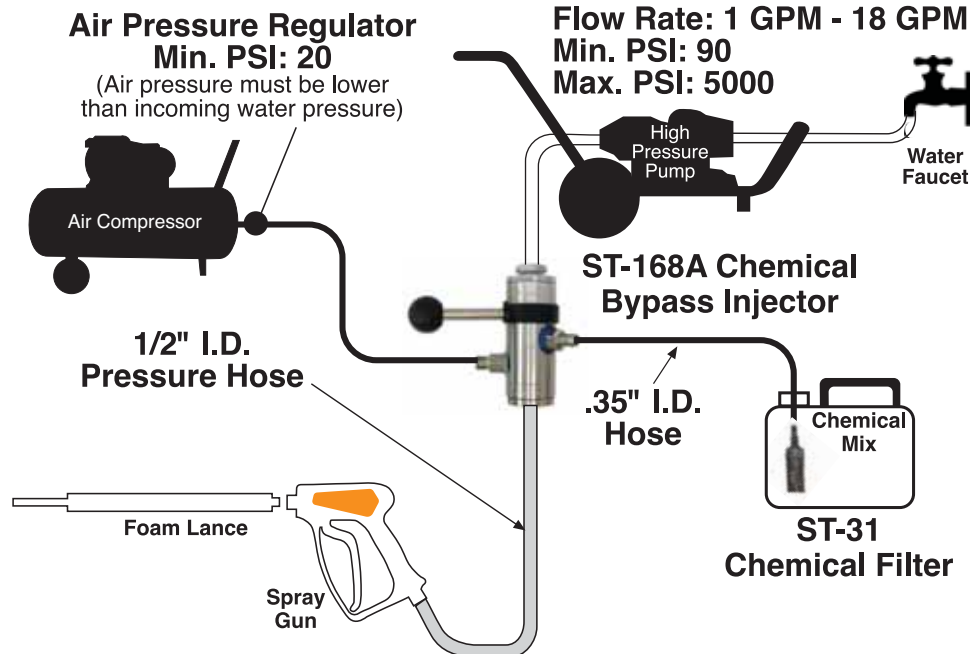
(see page 111 for more information)



*The use of compressed air provides energy to propel foam faster and farther during application.*

## ST-168 System Diagram

Uses 1/2" hose between injector and spray gun



### Under 6 GPM Components



ST-2620F  
Spray Gun System




ST-2725F  
Spray Gun System

**FOOD  
GRADE**



Top view



## ST-168M CHEMICAL BYPASS INJECTOR

(stainless steel)

W/ ST-161 metering/dosing valve & air module.

ORDER #	PRESSURE	TEMP.	INLET	OUTLET	NOZZLE/ ORIFICE	WEIGHT
200168600	5000 PSI	212° F	3/8" F	1/2" F	3.0	2.7 lb
200168601	5000 PSI	212° F	3/8" F	1/2" F	3.5	2.7 lb
200168602	5000 PSI	212° F	3/8" F	1/2" F	4.0	2.7 lb
200168603	5000 PSI	212° F	3/8" F	1/2" F	4.5	2.7 lb
200168604	5000 PSI	212° F	3/8" F	1/2" F	5.5	2.7 lb
200168605	5000 PSI	212° F	3/8" F	1/2" F	6.0	2.7 lb
200168606	5000 PSI	212° F	3/8" F	1/2" F	7.0	2.7 lb
200168607	5000 PSI	212° F	3/8" F	1/2" F	8.0	2.7 lb
200168608	5000 PSI	212° F	3/8" F	1/2" F	8.5	2.7 lb
200168609	5000 PSI	212° F	3/8" F	1/2" F	9.0	2.7 lb
200168610	5000 PSI	212° F	3/8" F	1/2" F	10.0	2.7 lb
200168612	5000 PSI	212° F	3/8" F	1/2" F	11.0	2.7 lb
200168614	5000 PSI	212° F	3/8" F	1/2" F	12.0	2.7 lb
200168616	5000 PSI	212° F	3/8" F	1/2" F	12.5	2.7 lb
200168619	5000 PSI	212° F	3/8" F	1/2" F	18.0	2.7 lb

- Integrated rinsing lever changes from chemical to rinse.
- Multiple metering positions.
- Food grade quality and specifications.
- Uses compressed air.
- Hose Barb: .35"

### MOUNTING BRACKET: Included with Injector



(see page 111 for more information)



The use of compressed air provides energy to propel foam faster and farther during application.

## ST-168M System Diagram

Uses 1/2" hose between injector and spray gun

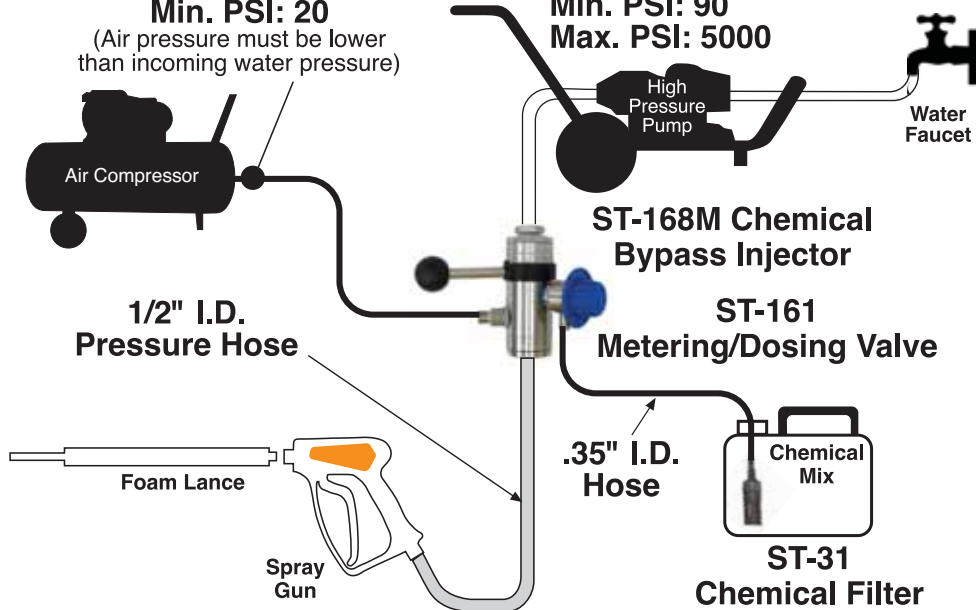
**Air Pressure Regulator**  
Min. PSI: 20

(Air pressure must be lower than incoming water pressure)

Flow Rate: 1 GPM - 18 GPM

Min. PSI: 90

Max. PSI: 5000



### Under 6 GPM Components



ST-2620F  
Spray Gun System



ST-2725F  
Spray Gun System

## MOUNTING BRACKET

Attaches to injector for wall mounting.

**ORDER #**

200168420

### Bracket included with these injectors

ST-160.2



ST-164



ST-164A with Air



ST-167



ST-167M with ST-161



ST-168 with Air



ST-168 with ST-161 & Air



## DOSING NOZZLES (used to control chemical draw)

ST-160 Injector, ST-167 and ST-168 Bypass Injectors come with 9 dosing nozzle inserts. ST-164 & ST-166 Injectors come with 18 dosing nozzle inserts. **Additional nozzles come in packages of 9 and 18.**

**ORDER #**

200163335










red nozzle only  
(create your own orifice)



orifice size marked  
on all nozzle

## DOSING NOZZLE DILUTION RATIOS

The chart below shows dosing nozzle size (opening) and the percentage of draw when the chemical used has the same viscosity as water.

Dosing Nozzle Size	% Chemical Draw*	Ratio*
 0.5 mm	0.5%	200:1
 0.6 mm	0.8%	125:1
 0.7 mm	1.0%	100:1
 1 mm	2.5%	40:1
 1.1 mm	3.0%	33:1
 1.2 mm	4.0%	25:1
 1.3 mm	5.0%	20:1
 1.5 mm	8.0%	12.5:1
 No Orifice	Create your own orifice for a custom chemical draw	—
No Nozzle	10%	10:1

### Location of dosing nozzles on injectors

ST-160



ST-166



ST-164



ST-167



ST-168



The size of each dosing nozzle is marked on the lip of the individual nozzle.



Simply press the dosing nozzle into the barb as illustrated.

\*Assumes that the chemical viscosity is the same as water.

# FOAMERS

Designed for increased effectiveness and extended reach in cleaning applications.



pages  
112-117

FOAMERS



**CLOG FREE!**

**NEW!**

**ST-73 FOAMER**

Convenient and portable for more effective foam cleaning for Industrial, Agriculture, Automotive/Fleet and Institutional applications.

ORDER #	PRESSURE	TEMP.	FLOW RATE	INLET	BOTTLE SIZE	WEIGHT
200073907	1000 - 4350 PSI	100° F	1.32 - 5.2 GPM	1/4" F	32 oz	1.10 lb
200073906	1000 - 4350 PSI	100° F	1.32 - 5.2 GPM	1/4" F	64 oz	1.20 lb

- 5 position metering valve for chemical draw.
- Stainless steel non-corrosive injector.
- Easy to fill wide mouth bottles with fill markings. (2 sizes available)
- Integrated injector. (1.5 mm) (no additional injector required)



5 position metering valve



64 oz bottle only #020073520

32 oz bottle only #020073513



Scan QR code to watch a short demo

<https://www.youtube.com/watch?v=phQMXtrJFqk>

**ST-73H HIGH FLOW FOAMER**

ORDER #	PRESSURE	TEMP.	FLOW RATE	INLET	BOTTLE SIZE	WEIGHT
200073610	1000 - 4350 PSI	100° F	2.75 - 6.6 GPM	1/4" F	64 oz	1.20 lb

- 5 position metering valve for chemical draw.
- Stainless steel non-corrosive injector.
- Easy to fill wide mouth bottle with fill markings.
- Integrated injector. (1.8 mm) (no additional injector required)



ST-73H internal view



Currently available in 64 oz bottle only #020073520

**ST-73 DILUTION CHART**

Position	Dilution Rate
1	2 - 2.5%
2	4 - 4.5%
3	5 - 5.5%
4	6.5 - 7%
5	7.5 - 8%



## CLOG FREE!

### ST-75 FOAM NOZZLE

Produces thick foam for an easy and safe application and to save on chemical usage by reducing splash and drift of chemicals in conjunction with Suttner injectors.

ORDER #	PRESSURE	TEMP.	FLOW RATE	INLET	ORIFICE	WEIGHT
200075548	4000 PSI	100° F	1 - 6 GPM	1/4" F	3.0	.31 lb
200075549	4000 PSI	100° F	1 - 6 GPM	1/4" F	4.0	.31 lb
200075550	4000 PSI	100° F	1 - 6 GPM	1/4" F	5.5	.31 lb
200075552	4000 PSI	100° F	1 - 6 GPM	1/4" F	5.0	.31 lb
200075553	4000 PSI	100° F	1 - 6 GPM	1/4" F	10.0	.31 lb
200075554	4000 PSI	100° F	1 - 6 GPM	1/4" F	8.0	.31 lb
200075555	4000 PSI	100° F	1 - 6 GPM	1/4" F	13.0	.31 lb
200075556	4000 PSI	100° F	1 - 6 GPM	1/4" F	15.0	.31 lb

- Helps prevent nozzle from clogging.
- Foam injector required.
- Saves time and money.



Scan QR code to watch a short demo

<https://www.youtube.com/watch?v=KJxLKSWiTcw>



1/4" female inlet

## FOOD GRADE

### ST-75S FOAM NOZZLE (stainless steel)

ST-75S produces thick foam for an easy and safe application and to save on chemical usage by reducing splash and drift of chemicals.


ORDER #	PRESSURE	TEMP.	FLOW RATE	INLET	ORIFICE	WEIGHT
200075572	4000 PSI	100° F	1 - 6 GPM	1/4" F	8.0	.31 lb
200075573	4000 PSI	100° F	1 - 6 GPM	1/4" F	10.0	.31 lb
200075574	4000 PSI	100° F	1 - 6 GPM	1/4" F	5.0	.31 lb
200075575	4000 PSI	100° F	1 - 6 GPM	1/4" F	13.0	.31 lb
200075576	4000 PSI	100° F	1 - 6 GPM	1/4" F	15.0	.31 lb

- With stainless steel "wool" like foam pad
- Foam injector required



Scan QR code to watch a short demo

[www.youtube.com/watch?v=DhR3R128GCY](http://www.youtube.com/watch?v=DhR3R128GCY)



Internal view





## ST-76 FOAM BLASTER

Use for high volume applications.

ORDER #	PRESSURE	TEMP.	FLOW RATE	INLET	NOZZLE	WEIGHT
200076600	3625 PSI	100° F	5.3 - 16 GPM	1/2" F	(3) 7.5	1.15 lb
200076609	3625 PSI	100° F	5.3 - 16 GPM	1/2" F	(3) 3.0	1.15 lb
200076615	3625 PSI	100° F	5.3 - 16 GPM	1/2" F	(3) 5.0	1.15 lb
200076618	3625 PSI	100° F	5.3 - 16 GPM	1/2" F	(3) 12.0	1.15 lb
200076621	3625 PSI	100° F	5.3 - 16 GPM	1/2" F	(3) 7.0	1.15 lb
200076624	3625 PSI	100° F	5.3 - 16 GPM	1/2" F	(3) 8.0	1.15 lb
200076630	3625 PSI	100° F	5.3 - 16 GPM	1/2" F	(3) 10.0	1.15 lb
200076633	3625 PSI	100° F	5.3 - 16 GPM	1/2" F	(3) 11.0	1.15 lb
200076639	3625 PSI	100° F	5.3 - 16 GPM	1/2" F	(3) 13.0	1.15 lb
200076645	3625 PSI	100° F	5.3 - 16 GPM	1/2" F	(3) 15.0	1.15 lb

- Stainless steel injector nozzle.
- Wider spray angle.
- Foam injector required.
- 50° x 200 mm orifice.
- For applications 6 GPM or higher.
- Throws foam 40 feet.
- Cover large areas.



Internal view



1/2" female inlet



Scan QR code to watch a short demo

[www.youtube.com/watch?v=CvtYDbA32qM](http://www.youtube.com/watch?v=CvtYDbA32qM)



## ST-72 FOAM LANCE

Air injector nozzle creates pressure.

ORDER #	PRESSURE	TEMP.	ORIFICE	INLET	LENGTH	WEIGHT	COLOR
200072500	3625 PSI	100° F	2.0 mm	1/4" M	23.5"	1.95 lb	green ●
200072600	3625 PSI	100° F	2.0 mm	1/4" M	47.25"	2.45 lb	green ●
200072510	3625 PSI	100° F	2.3 mm	1/4" M	23.5"	1.95 lb	yellow ●
200072610	3625 PSI	100° F	2.3 mm	1/4" M	47.25"	2.45 lb	yellow ●
200072525	3625 PSI	100° F	3.0 mm	1/4" M	23.5"	1.95 lb	blue ●
200072526	3625 PSI	100° F	3.0 mm	1/4" M	47.25"	2.45 lb	blue ●
200072520	3625 PSI	100° F	3.2 mm	1/4" M	23.5"	1.95 lb	red ●
200072620	3625 PSI	100° F	3.2 mm	1/4" M	47.25"	2.45 lb	red ●

- Stainless steel with vented handle grip.




Vented grip handle

Color coded orifice indicators on lance



Orifice Indicator located on lance



2.0

2.3

3.0

3.2





### ST-72F FOAM LANCE

Air injector nozzle creates pressure.


ORDER #	PRESSURE	TEMP.	ORIFICE	INLET	LENGTH	WEIGHT	COLOR
200072630	3625 PSI	100° F	2.0 mm	1/4" MNPT	23.5"	1.50 lb	green ●
200072635	3625 PSI	100° F	2.3 mm	1/4" MNPT	23.5"	1.50 lb	yellow ●
200072641	3625 PSI	100° F	3.0 mm	1/4" MNPT	23.5"	1.50 lb	blue ●
200072640	3625 PSI	100° F	3.2 mm	1/4" MNPT	23.5"	1.50 lb	red ●

- Stainless steel with vented handle grip.
- Foam injector not required (consult tech support).



Vented grip handle

Color coded orifice indicators on lance



Orifice Indicator located on lance



### ST-175 FOAM LANCE (without nozzles)

Switch from foam to rinse by turning the valve that's conveniently within hands reach.

ORDER #	PRESSURE	TEMP.	INLET	FLOW RATE	LENGTH	WEIGHT
200175400	5000 PSI	100° F	1/4" FNPT	1 - 6 GPM	24"	2.7 lb

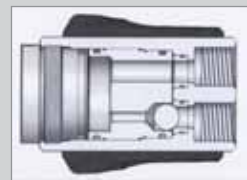
- Stainless components
- Vented grip lance
- 1/4 turn for foam to rinse
- Injector sold separately



Vented grip handle



Twist for foam or rinse



Internal view



Scan QR code to watch a short demo

[www.youtube.com/watch?v=GfizrUtnAdQ](http://www.youtube.com/watch?v=GfizrUtnAdQ)



Use double nipple to attach accessories (see page 123)

**NEW!**



### ALSO AVAILABLE: ST-58 Change-Over Valve

ORDER #	PRESSURE	TEMP.	INLET	WEIGHT
200058600	5000 PSI	200° F	1/4" FPT	.85 lb

- Stainless steel.
- No roll-over nozzle.
- Corrosive resistant.

## PRESSURE TANK (coated steel)

No pressure washer required

ORDER #	MATERIAL	USE	VOLUME
106024550	Coated Steel	Foam	6.5 gal
106050500	Coated Steel	Spray	13.2 gal
106050550	Coated Steel	Foam	13.2 gal

- Integrated dosing unit to release desired foam/air mixture.
- Large hopper for easy fill.
- 33 ft chemical hose
- 24" spray lance



Large hopper for easy fill



Foam head



## PRESSURE TANK (stainless steel)

No pressure washer required

ORDER #	MATERIAL	USE	VOLUME
106024650	Stainless Steel	Foam	6.5 gal
106024600	Stainless Steel	Spray	6.5 gal
106050600	Stainless Steel	Spray	13.2 gal
106050650	Stainless Steel	Foam	13.2 gal

- Integrated dosing unit to release desired foam/air mixture.
- Large hopper for easy fill.
- 33 ft chemical hose
- 24" spray lance



Large hopper for easy fill



ALSO AVAILABLE:  
Tank Accessories

## FOAM HOSE

ORDER #	THREAD	LENGTH
10690101	Quick Connect	33 ft

FOOD GRADE



### NOZZLE FILTER

50 mesh



ORDER #  
1069092

### REDUCING BUSHINGS

1/2" M x 3/8" F



stainless steel

ORDER #  
57549

1/2" M x 1/4" M



brass

ORDER #  
57060

### ADAPTOR

1/4" M - bayonet



ORDER #  
1069001

### NOZZLE NUT

1/2" M



ORDER #  
1069093

### SEALS



ORDER #  
1069094

### NOZZLES

60° x 25



ORDER #  
60980259

100° x 03



ORDER #  
60911003

80° x 06



ORDER #  
60988006

# FOAM SPRAY GUNS

Built with forged housings and designed to be comfortable for hands of all sizes. Suttner spray guns are built on a reputation of quality, durability and performance.



pages  
118-121

FOAM SPRAY GUNS



### ST-1500F/ST-75 SPRAY GUN SYSTEM

ORDER #	PRESSURE	TEMP.	FLOW RATE	INLET	OUTLET	WEIGHT
999150075	5000 PSI	100° F	1-6 GPM	3/8" FNPT	ST-75	2.25 lb

- Designed to be “universally” comfortable, even for small hands.
- Forged brass housing for maximum strength.

Spray Gun Repair Kit: #201500496



### ST-2605F SPRAY GUN

Comfort design trigger system

ORDER #	PRESSURE	TEMP.	FLOW RATE	INLET	OUTLET	WEIGHT
202605601	5000 PSI	100° F	12 GPM	3/8" FNPT	1/4" FNPT	1.28 lb

- Easiest opening and holding trigger in it's class.
- Proper spray angle for optimal positioning of pressure points.
- Orange trigger lock identifies foam spray gun.

Repair Kit: #202300490



### ST-2620F/ST-72 SPRAY GUN SYSTEM

ORDER #	PRESSURE	TEMP.	FLOW RATE	INLET	OUTLET	WEIGHT
999262072	4000 PSI	100° F	18 GPM	3/8" FNPT	1/4" FNPT	3.25 lb

- Relax-Action™ trigger is designed for operators and applications with longer periods of cleaning time.
- Proper spray angle for optimal positioning of pressure points.
- Orange trigger lock identifies foam spray gun.

Repair Kit: #202710490



### ST-2620F SPRAY GUN (high volume)

For high volume, low pressure machines.

ORDER #	PRESSURE	TEMP.	FLOW RATE	INLET	OUTLET	WEIGHT
202620511	4000 PSI	100° F	18 GPM	3/8" FNPT	1/4" FNPT	1.30 lb

- Relax-Action™ trigger, German Engineered Technology reduces trigger pulling force up to 40% and holding force up to 90%.
- Proper spray angle for optimal positioning of pressure points.
- Orange trigger lock identifies foam spray gun.

Repair Kit: #202710490



**SUTTNER EXCLUSIVE**  
relax-action trigger



Above  
6 GPM

**FOOD GRADE**

### ST-2720F SPRAY GUN

ORDER #	PRESSURE	TEMP.	FLOW RATE	INLET	OUTLET	WEIGHT
202720511	4000 PSI	100° F	18 GPM	3/8" FNPT	1/4" FNPT	1.30 lb

- Relax-Action™ trigger is designed for operators and applications with longer periods of cleaning time.
- Professional model with patented technology.

Repair Kit: #202710490

- Orange trigger lock identifies foam spray gun.

**SUTTNER EXCLUSIVE**  
relax-action trigger



Compressed  
Air Only

### ST-2620F SPRAY GUN w/ FOAMER SYSTEM (high volume)

ORDER #	PRESSURE	TEMP.	FLOW RATE	INLET	WEIGHT
202620915	4000 PSI	100° F	18 GPM	1/2" FNPT	2.5 lb

- Relax-Action™ designed for operators and applications with longer periods of cleaning time.
- Forged brass housing for maximum strength.

Repair Kit: #202710490

- Orange trigger lock identifies foam spray gun.
- For injectors using compressed air.
- 50° x 200mm orifice.

**FOOD GRADE**

### ST-2725F SPRAY GUN (requires compressed air)

ORDER #	PRESSURE	TEMP.	FLOW RATE	INLET	WEIGHT
202725557	1200 PSI	100° F	21 GPM	1/2" F Swivel	1.8 lb

- Food Grade Construction.
- Stainless steel housing.
- Relax -Action trigger technology .
- Integrated live inlet swivel & ST-3100 quick coupler outlet.
- For injectors using compressed air.



Foam Lance  
sold separately  
#203100630

- Orange trigger lock identifies foam spray gun.

Compressed  
Air Only

HIGH FLOW **FOOD  
GRADE****ST-3500F SPRAY GUN***Food industry*

ORDER #	PRESSURE	TEMP.	FLOW RATE	INLET	OUTLET	WEIGHT
203500500	5076 PSI	302° F	52 GPM	1/2" FNPT	1/2" FNPT	2.58 lb

- Hardened stainless steel valve piston.
- Chemical resistant.
- Stainless steel components.

**ST-500** (low psi)

ORDER #	PRESSURE	TEMP.	FLOW RATE	INLET	OUTLET	WEIGHT
200510500	362 PSI	122° F	8 GPM	1/2" FNPT	1/2" FNPT	.3 lb

**ST-510** (low psi)*Stainless steel lance, chemical resistant*

ORDER #	PRESSURE	TEMP.	FLOW RATE	INLET	OUTLET	WEIGHT
200510550	362 PSI	122° F	8 GPM	1/2" FNPT	1/2" FNPT	.75 lb

- 30" in length



# FOAM ACCESSORIES

From simple connectors and hoses to sophisticated metering valves, Suttner boasts a wide selection of foam accessories to complete your system. All parts are manufactured with the same high quality construction.



pages  
122-124

FOAM ACCESSORIES







### ST-3100 COUPLINGS *(stainless steel)*

ORDER #	PRESSURE	TEMP.	DESCRIPTION	WEIGHT
203100455	3600 PSI	302° F	1/2" FNPT	.35 lb
203100656	3600 PSI	302° F	1/2" MNPT	.35 lb

- High pressure couplings.

#### ALSO AVAILABLE: Replacement O-rings *(two o-rings required)*

ORDER #	SIZE
050000660	18 x 2
050000670	15.1 x 2.7



### ST-3100 PLUGS *(stainless steel)*

ORDER #	PRESSURE	TEMP.	DESCRIPTION	WEIGHT
040005665	3600 PSI	302° F	1/4" FNPT Plug	.16 lb
040005661	3600 PSI	302° F	1/2" FNPT Plug	.16 lb
040005662	3600 PSI	302° F	1/4" MNPT Plug	.16 lb
040005659	3600 PSI	302° F	1/2" MNPT Plug	.16 lb

- High pressure plugs.



### REDUCING BUSHING *(stainless steel)*

ORDER #	PRESSURE	DESCRIPTION	HEIGHT	WEIGHT
57559	5000 PSI	3/8" F X 1/2" M	.91"	.08 lb



### DOUBLE NIPPLE *(stainless steel)*

ORDER #	PRESSURE	DESCRIPTION	HEIGHT	WEIGHT
57049	5000 PSI	1/4" M X 1/4" M	1.34"	.08 lb



### DOUBLE NIPPLE *(brass)*

ORDER #	PRESSURE	DESCRIPTION	HEIGHT	WEIGHT
57040	4000 PSI	1/4" M X 1/4" M	.91"	.08 lb



### ST-32 CHEMICAL STRAINER *(stainless steel)*

Soap enters through strainer preventing debris from entering the pump. A durable alternative to lightweight strainers.

ORDER #	HOSE BARB	MATERIAL	WEIGHT
200032600	5/16" or 3/8"	Stainless Steel	.06 lb

- Chemical resistant plastic screen out performs stainless steel screens.
- Straight through design.
- 4 ft clear hose available, #900000041



FOOD GRADE



### ST-161 METERING VALVE *(stainless steel)*

ORDER #	TEMP.	HOSE BARB	WEIGHT
200161500	212° F	.35"	1.75 lb

- Fits Injectors ST-160, ST-164, ST-166, ST-167 and ST-168.
- Eliminates need for dosing nozzles.
- Adjustable



Easy to read dial

FOOD GRADE



### ST-161 STOP NUT *(stainless steel)*

ORDER #
040003566

- Preset dosing valve and replace dial with stop nut so it can't be readjusted.



FOOD GRADE



1/2" female

1/2" male




### BLUFLOOD® HOSE *(stainless steel fittings)*

ORDER #	PRESSURE	TEMP.	I.D.	O.D.	FITTINGS	WEIGHT
4750566109	725 PSI	158° F	1/2"	7/8"	1/2" F x 1/2" F	33 ft
4750566159	725 PSI	158° F	1/2"	7/8"	1/2" F x 1/2" F	50 ft
4750566209	725 PSI	158° F	1/2"	7/8"	1/2" F x 1/2" F	65 ft
4750566309	725 PSI	158° F	1/2"	7/8"	1/2" F x 1/2" F	100 ft
4750466109	725 PSI	158° F	1/2"	7/8"	1/2" M x 1/2" M	33 ft
4750466159	725 PSI	158° F	1/2"	7/8"	1/2" M x 1/2" M	50 ft
4750466209	725 PSI	158° F	1/2"	7/8"	1/2" M x 1/2" M	65 ft
4750466309	725 PSI	158° F	1/2"	7/8"	1/2" M x 1/2" M	100 ft

- Suitable for use in the food industry. • Smooth surface PVC material.
- Chemical resistant.



universal



foam



disinfectant

### NYLON HOSE *(reinforced pvc)*

ORDER #	TEMP.	I.D.	COLOR
080000004	140° F	.35"	Clear (universal)
080000310	140° F	.35"	Blue (foam)
080000320	140° F	.35"	Yellow (disinfectant)

- Reinforced with 5 layers of PVC
- Price per foot (available in any length)

# ST # INDEX

ST-001 Stainless Steel Lances.....28	ST-261C Unloader Valve.....48	ST-456 Turbo Nozzle.....21
ST-002 Stainless Steel.....28	ST-261I Unloader Valve.....48	ST-457 Turbo Nozzle.....22
ST-003 Nickel Chrome.....29	ST-261S Unloader Valve.....49	ST-457H Turbo Nozzle.....21
ST-004 Nozzle Protectors.....19	ST-261SI Unloader Valve.....49	ST-458 Turbo Nozzle.....23
ST-005 Nozzle Protectors.....19	ST-261T Unloader Valve.....48	ST-458H Turbo Nozzle.....23
ST-007 Nickel Chrome Plated.....29	ST-2620 Spray Gun.....10	ST-49 Sewer Nozzles.....67 & 71
ST-009 L Vented Grip Lances.....30	ST-2620F Spray Gun.....120	ST-49.3 Sewer Nozzles.....71
ST-009 Lance Handles.....35	ST-264 High Pressure.....53	ST-5 Flow Switches.....45
ST-10 Float Tank.....84	ST-2700 Spray Gun.....10	ST-500 Spray Gun.....121
ST-10 Nozzle Protectors.....19	ST-2715 Spray Gun.....11	ST-510 Spray Gun & Lance.....121
ST-11 Float Tank Lid.....84	ST-2720 Spray Gun.....11	ST-505 Flow Switch.....46
ST-1100 Spray Gun.....6	ST-2720F Spray Gun.....120	ST-51N Adjustable Nozzle.....25
ST-1100 Weep Spray Gun.....6	ST-2725F Spray Gun.....121	ST-52 Pressure Regulator.....25
ST-1200B Wash Down Gun.....6	ST-2750 Spray Gun.....11	ST-53 Dual Lances.....33
ST-1200S Wash Down Gun.....6	ST-280 Unloader Valve.....50	ST-54 Dual Lances.....33
ST-129 Stainless Steel Lances.....28	ST-280.2 Unloader Valve.....50	ST-55 Sandblasting Kit.....86
ST-15 De-scaling Pump.....87	ST-291 Unloader Valve.....50	ST-58 Change-Over Valve.....25
ST-1500 H Open Spray Gun.....7	ST-291S Unloader Valve.....50	ST-550 Foot Valve.....73
ST-1500 Spray Gun.....7	ST-301 Swivel Couplings.....39	ST-559 Turbo Nozzle.....24
ST-1500 Weep Spray Gun.....7	ST-31 Chemical Strainers.....56	ST-56 Roll-Over Nozzle.....25
ST-154 Dual Lance.....34	ST-31R Chemical Strainers.....56	ST-6 Flow Switch.....46
ST-160 Chemical Injector.....101	ST-310 Swivel Couplings.....39	ST-60 Chemical Injectors.....57
ST-160.2 Chemical Injector.....103	ST-3100 Couplings.....123	ST-601 Spray Gun.....4
ST-160M Chemical Injector.....102	ST-3100 Plugs.....123	ST-601 Weep Spray Gun.....4
ST-161 Metering Valve.....124	ST-311 Swivel Couplings.....40	ST-60F Chemical Injector.....100
ST-161 Stop Nut.....124	ST-32 Chemical Strainer.....56	ST-61 Metering Valve.....52
ST-164 Bypass Injector.....104	ST-320 Elbow Swivels.....40	ST-62 Adjust. Chemical Injector.....51
ST-164A Bypass Injector.....105	ST-321 Elbow Swivels.....40	ST-64 Upstream Chem Injector.....51
ST-166 Dual Injector.....106	ST-322 Elbow Swivels.....40	ST-66 Dual Metering Valve.....52
ST-167 Bypass Injector.....107	ST-322S Inline Spray Guns.....5	ST-7 Flow Switch.....46
ST-167M Bypass Injector.....108	ST-33 Inlet Water Strainers.....56	ST-72 Foam Lance.....115
ST-168 Bypass Injector.....109	ST-330 Nozzle Holders.....18	ST-72F Foam Lance.....116
ST-168M Bypass Injector.....110	ST-3300 Spray Gun.....12	ST-73 Foamer.....113
ST-175 Foam Lance.....116	ST-340 Swivel Couplings.....40	ST-73H Foamer.....113
ST-2 Lance Insulator.....35	ST-35R Suction Strainers.....56	ST-740 Screw Couplings.....43
ST-20 Rotating Brushes.....85	ST-35 Suction Strainers.....56	ST-741 Screw Nipples.....43
ST-2000 Spray Gun.....7	ST-3500F Spray Gun.....121	ST-75 Foam Nozzle.....114
ST-2012 Spray Gun.....8	ST-357 Turbo Nozzle.....20	ST-75S Foam Nozzle.....114
ST-21 Rotating Brushes.....85	ST-357 Turbo Nozzle (Stainless).....21	ST-76 Foam Blaster.....115
ST-230 Safety Relief Valves.....52	ST-36 Sludge Pump.....85	ST-8 Float Valve.....84
ST-2300 Weep Spray Gun.....8	ST-3600 Spray Gun.....12	ST-810 Spray Gun.....5
ST-2305 Spray Gun.....8	ST-3600 Stainless Steel Lances.....29	ST-810 Weep Spray Gun.....5
ST-2305 Spray Gun w/KEW.....9	ST-40 Screw Couplings.....41	ST-85 Push/Pull Lances.....31
ST-2315 Spray Gun.....9	ST-4000 Steam Gun.....12	ST-860D Steam Gun.....13
ST-2605 Spray Gun.....10	ST-41 Screw Nipples.....42	ST-9H Lance Grip.....35
ST-2605F Spray Gun.....119	ST-415 Turbo Nozzle.....20	ST-9 Lance Grip.....35
ST-261 Unloader Valve.....48	ST-44 Swivel Couplings.....43	



With over **50** years of experience, Suttner America is one of the worldwide leading manufacturers of high quality products for the cleaning industry.

**Address:**

14864 West Ridge Ln.  
Dubuque, IA 52003

**Phone:**

(563) 556.3212  
(800) 831.0660

**Fax:**

(563) 556.3038  
(800) 821.0660

**E-mail:**

[sales@suttner.com](mailto:sales@suttner.com)

**Web:**

[www.suttner.com](http://www.suttner.com)

---